



# 2010-2011 GMT Reports for District (or Undistricted) **District 306 A1**

GMT: **M NAGARAJAN**

Location: **REP OF SRI LANKA**

GMT CA: **6**

## CLUBS

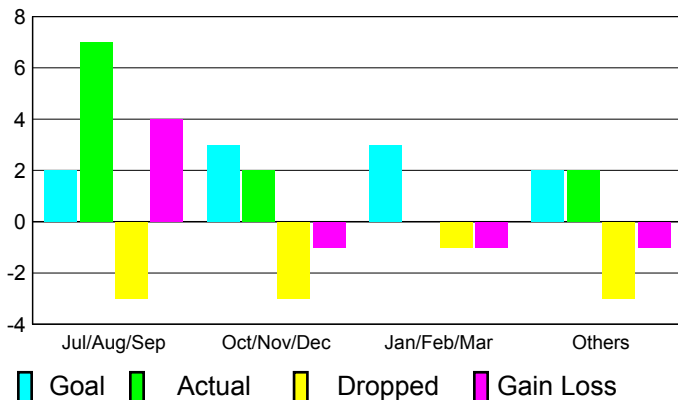
**Club Results  
2010-2011**

**Clubs  
2009-2010**

Month	New Club Goal	Actual New Clubs	Actual Dropped Clubs	Gain/Loss of Clubs	Gain/Loss of Clubs
Jul/Aug/Sep	2	7	-3	4	-1
Oct/Nov/Dec	3	2	-3	-1	-1
Jan/Feb/Mar	3	0	-1	-1	-5
Apr/May/June	2	2	-3	-1	5
<b>Totals</b>	<b>10</b>	<b>11</b>	<b>-10</b>	<b>1</b>	<b>-2</b>

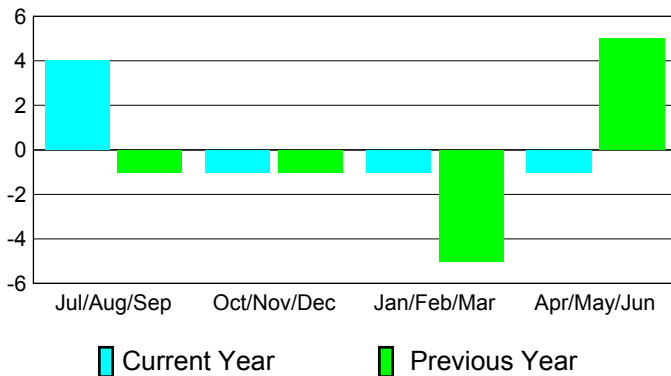
### Club Results 2010-2011

Goal, New, Dropped, Gain/Loss



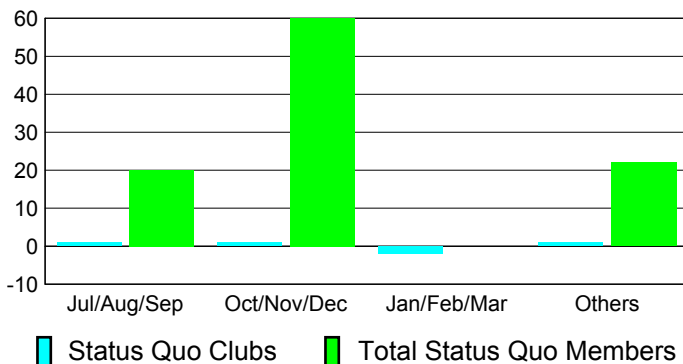
### Comparison of Club Gain/Loss

Current Year Compared to the Previous Year



### YTD Status Quo Clubs 2010-2011

Status Quo Clubs Compared to Status Quo Members



## MEMBERSHIP

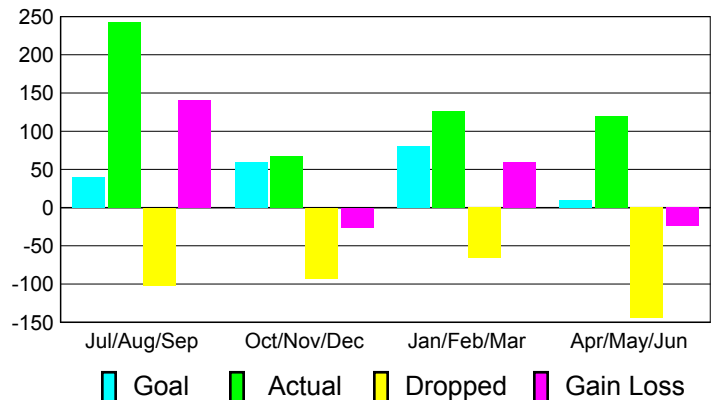
**Membership Results  
2010-2011**

**Membership  
2009-2010**

Month	Net Memb Goal	Actual New Memb	Actual Dropped Memb	Gain/Loss of Memb	Gain/Loss of Memb
Jul/Aug/Sep	40	243	-102	141	-22
Oct/Nov/Dec	60	67	-93	-26	-88
Jan/Feb/Mar	80	126	-66	60	-66
Apr/May/June	10	120	-144	-24	-33
<b>Totals</b>	<b>190</b>	<b>556</b>	<b>-405</b>	<b>151</b>	<b>-209</b>

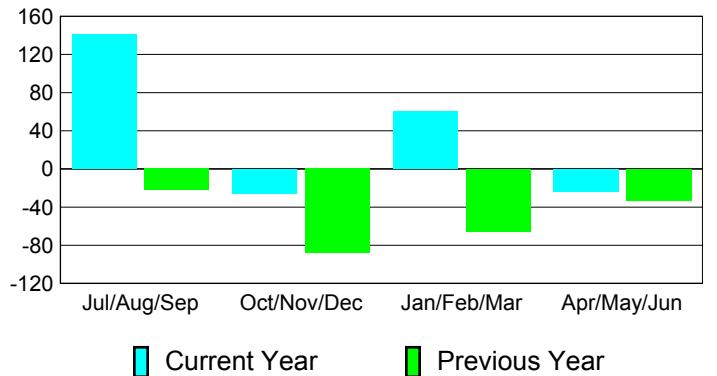
### Membership Results 2010-2011

Goal, New, Dropped, Gain/Loss

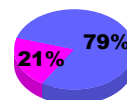


### Comparison of Membership Gain/Loss

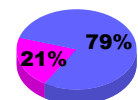
Current Year Compared to the Previous Year



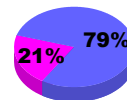
### Gender Comparison 2010-2011



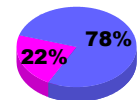
Jul/Aug/Sep



Oct/Nov/Dec



Jan/Feb/Mar



Apr/May/June

Male

Female



# 2010-2011 GMT Reports for District (or Undistricted) **District 306 A2**

**GMT: M NAGARAJAN**

**Location: REP OF SRI LANKA**

**GMT CA: 6**

## CLUBS

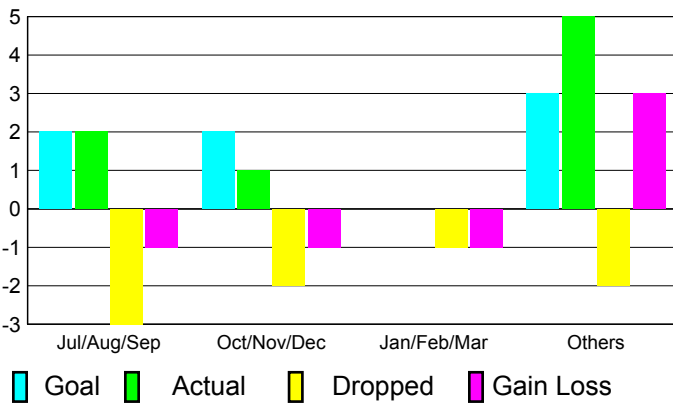
Club Results  
2010-2011

Clubs  
2009-2010

Month	New Club Goal	Actual New Clubs	Actual Dropped Clubs	Gain/Loss of Clubs	Gain/Loss of Clubs
Jul/Aug/Sep	2	2	-3	-1	0
Oct/Nov/Dec	2	1	-2	-1	3
Jan/Feb/Mar	0	0	-1	-1	-1
Apr/May/June	3	5	-2	3	-1
<b>Totals</b>	<b>7</b>	<b>8</b>	<b>-8</b>	<b>0</b>	<b>1</b>

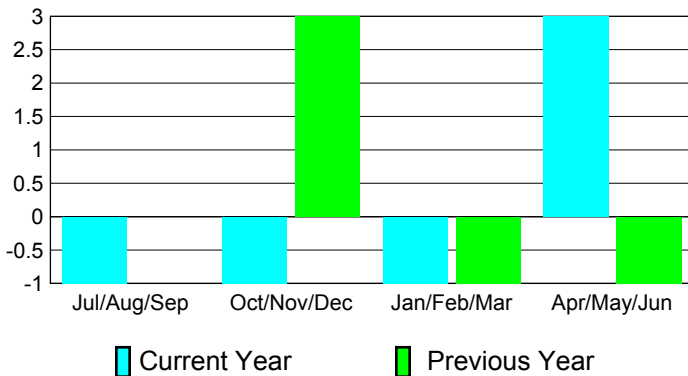
### Club Results 2010-2011

Goal, New, Dropped, Gain/Loss



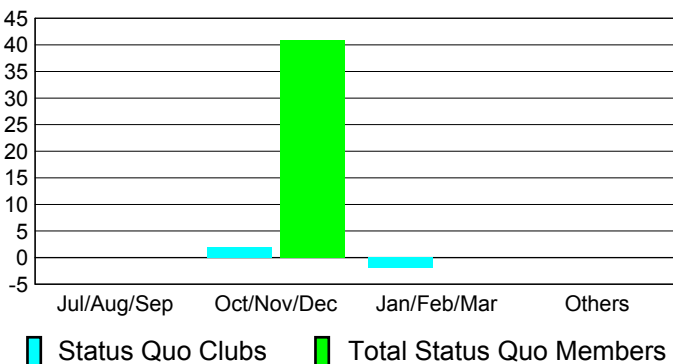
### Comparison of Club Gain/Loss

Current Year Compared to the Previous Year



### YTD Status Quo Clubs 2010-2011

Status Quo Clubs Compared to Status Quo Members



## MEMBERSHIP

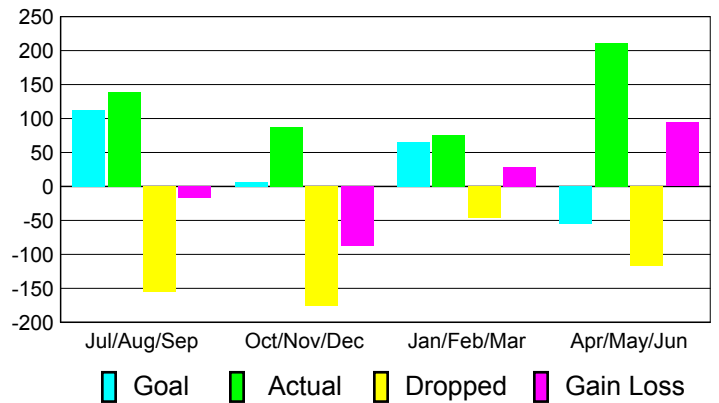
Membership Results  
2010-2011

Membership  
2009-2010

Month	Net Memb Goal	Actual New Memb	Actual Dropped Memb	Gain/Loss of Memb	Gain/Loss of Memb
Jul/Aug/Sep	113	139	-156	-17	-62
Oct/Nov/Dec	6	88	-176	-88	-3
Jan/Feb/Mar	65	76	-47	29	-8
Apr/May/June	-56	211	-117	94	-58
<b>Totals</b>	<b>128</b>	<b>514</b>	<b>-496</b>	<b>18</b>	<b>-131</b>

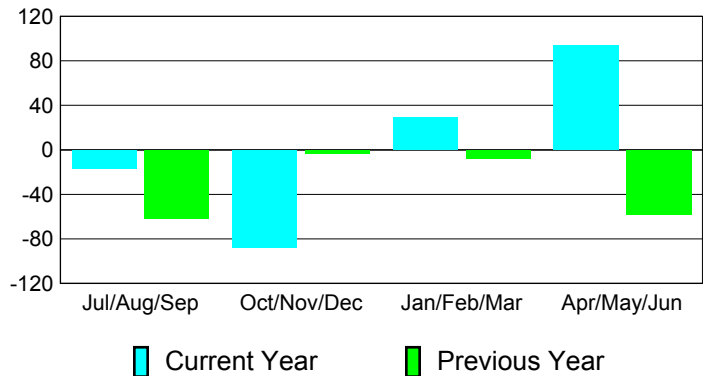
### Membership Results 2010-2011

Goal, New, Dropped, Gain/Loss

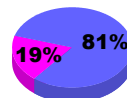


### Comparison of Membership Gain/Loss

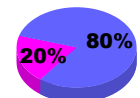
Current Year Compared to the Previous Year



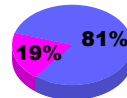
### Gender Comparison 2010-2011



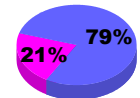
Jul/Aug/Sep



Oct/Nov/Dec



Jan/Feb/Mar



Apr/May/June

Male

Female



# 2010-2011 GMT Reports for District (or Undistricted) **District 306 B1**

**GMT: M NAGARAJAN**

**Location: REP OF SRI LANKA**

**GMT CA: 6**

## CLUBS

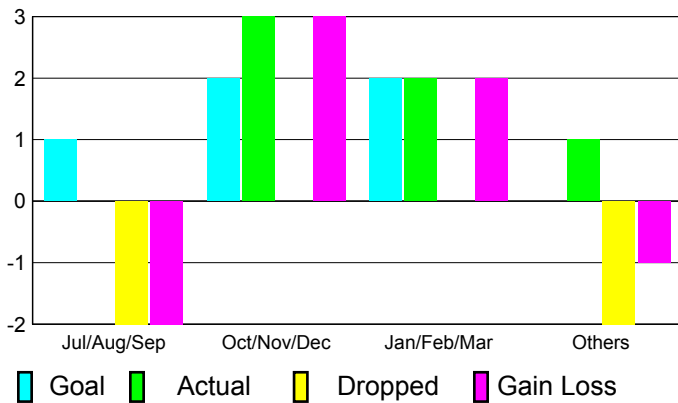
Club Results  
2010-2011

Clubs  
2009-2010

Month	New Club Goal	Actual New Clubs	Actual Dropped Clubs	Gain/Loss of Clubs	Gain/Loss of Clubs
Jul/Aug/Sep	1	0	-2	-2	0
Oct/Nov/Dec	2	3	0	3	0
Jan/Feb/Mar	2	2	0	2	1
Apr/May/June	0	1	-2	-1	-2
<b>Totals</b>	<b>5</b>	<b>6</b>	<b>-4</b>	<b>2</b>	<b>-1</b>

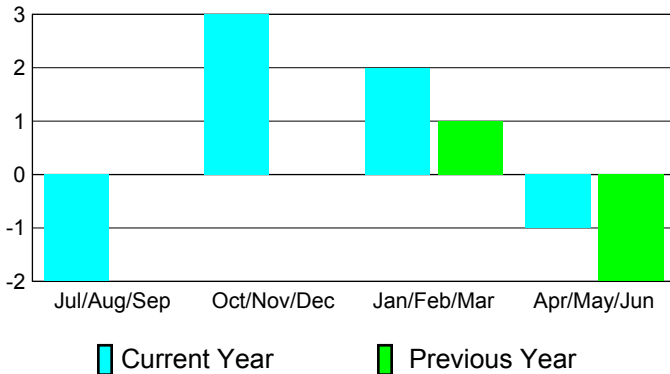
### Club Results 2010-2011

Goal, New, Dropped, Gain/Loss



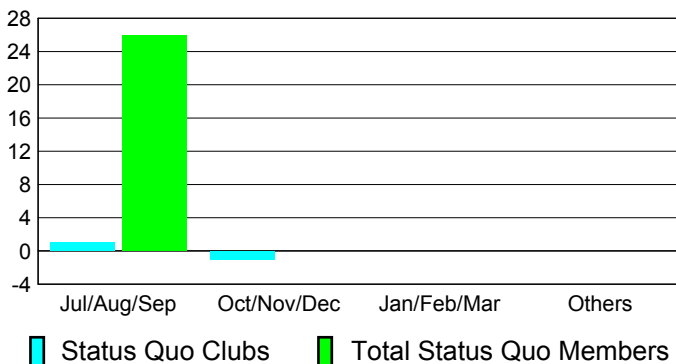
### Comparison of Club Gain/Loss

Current Year Compared to the Previous Year



### YTD Status Quo Clubs 2010-2011

Status Quo Clubs Compared to Status Quo Members



## MEMBERSHIP

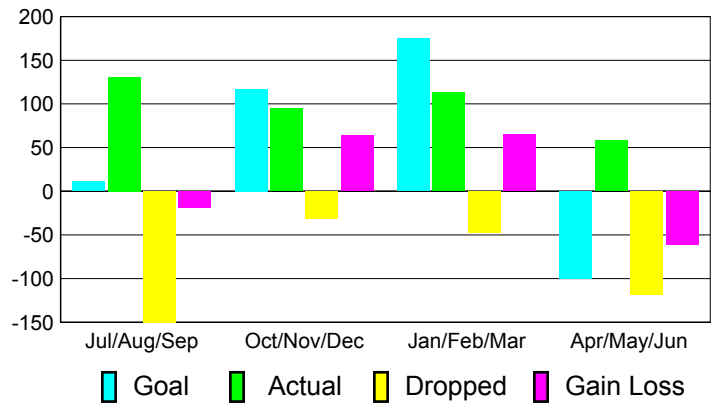
Membership Results  
2010-2011

Membership  
2009-2010

Month	Net Memb Goal	Actual New Memb	Actual Dropped Memb	Gain/Loss of Memb	Gain/Loss of Memb
Jul/Aug/Sep	11	131	-150	-19	4
Oct/Nov/Dec	117	95	-31	64	-54
Jan/Feb/Mar	175	113	-48	65	43
Apr/May/June	-100	58	-119	-61	-136
<b>Totals</b>	<b>203</b>	<b>397</b>	<b>-348</b>	<b>49</b>	<b>-143</b>

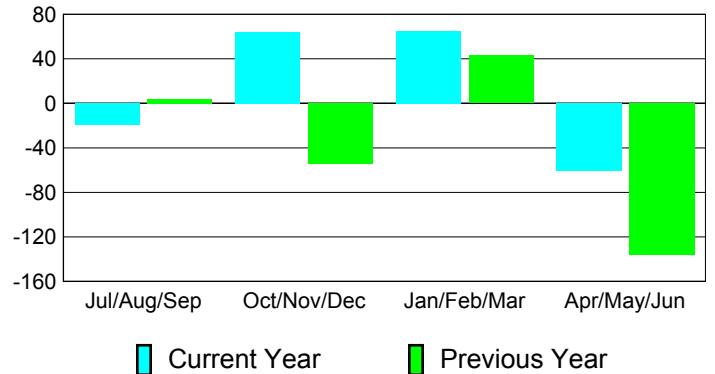
### Membership Results 2010-2011

Goal, New, Dropped, Gain/Loss

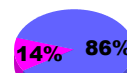


### Comparison of Membership Gain/Loss

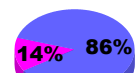
Current Year Compared to the Previous Year



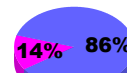
### Gender Comparison 2010-2011



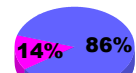
Jul/Aug/Sep



Oct/Nov/Dec



Jan/Feb/Mar



Apr/May/June

Male

Female



# 2010-2011 GMT Reports for District (or Undistricted) **District 306 B2 REP OF SRI**

GMT: **M NAGARAJAN**

Location: **REP OF SRI LANKA**

GMT CA: **6**

## CLUBS

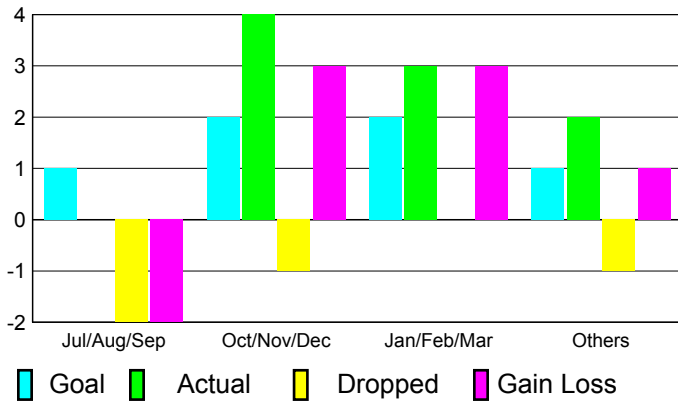
**Club Results**  
2010-2011

**Clubs**  
2009-2010

Month	New Club Goal	Actual New Clubs	Actual Dropped Clubs	Gain/Loss of Clubs	Gain/Loss of Clubs
Jul/Aug/Sep	1	0	-2	-2	1
Oct/Nov/Dec	2	4	-1	3	0
Jan/Feb/Mar	2	3	0	3	0
Apr/May/June	1	2	-1	1	4
<b>Totals</b>	<b>6</b>	<b>9</b>	<b>-4</b>	<b>5</b>	<b>5</b>

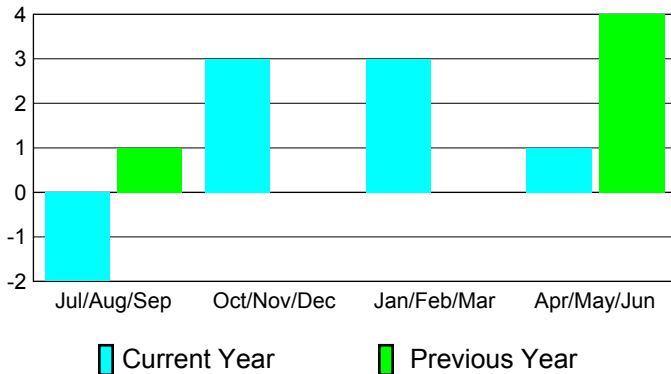
### Club Results 2010-2011

Goal, New, Dropped, Gain/Loss



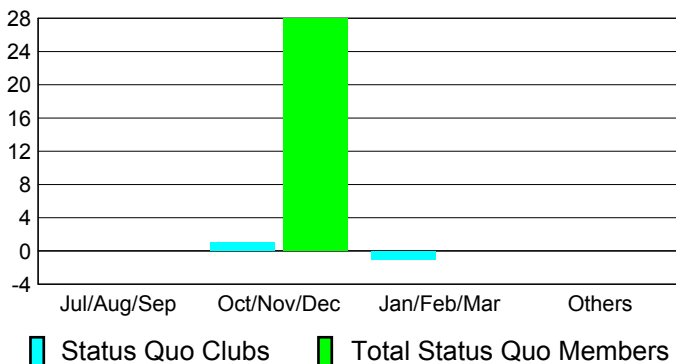
### Comparison of Club Gain/Loss

Current Year Compared to the Previous Year



### YTD Status Quo Clubs 2010-2011

Status Quo Clubs Compared to Status Quo Members



## MEMBERSHIP

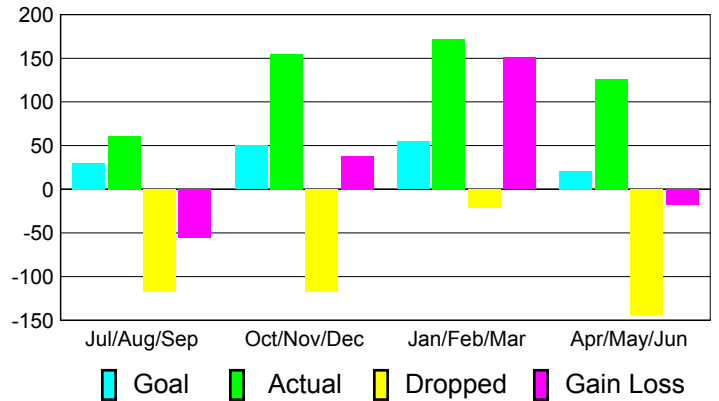
**Membership Results**  
2010-2011

**Membership**  
2009-2010

Month	Net Memb Goal	Actual New Memb	Actual Dropped Memb	Gain/Loss of Memb	Gain/Loss of Memb
Jul/Aug/Sep	30	61	-117	-56	39
Oct/Nov/Dec	50	155	-117	38	14
Jan/Feb/Mar	55	172	-21	151	80
Apr/May/June	21	126	-144	-18	45
<b>Totals</b>	<b>156</b>	<b>514</b>	<b>-399</b>	<b>115</b>	<b>178</b>

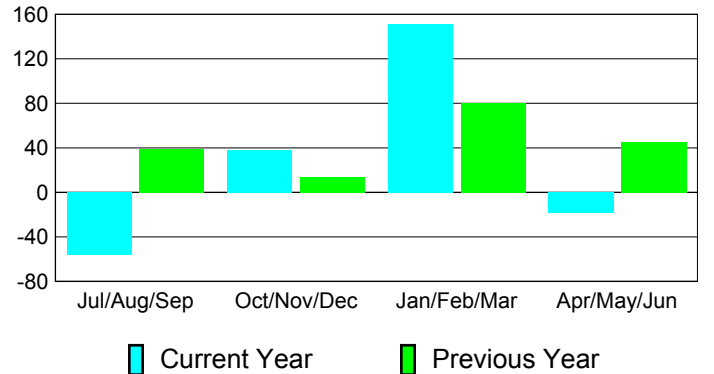
### Membership Results 2010-2011

Goal, New, Dropped, Gain/Loss

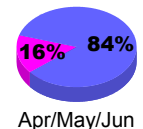
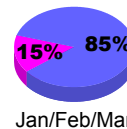
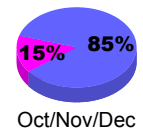
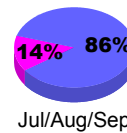


### Comparison of Membership Gain/Loss

Current Year Compared to the Previous Year



### Gender Comparison 2010-2011



Male

Female



# 2010-2011 GMT Reports for District (or Undistricted) **District 306 B2 MALDIVES**

GMT: **M NAGARAJAN**

Location: **MALDIVES**

GMT CA: **6**

## CLUBS

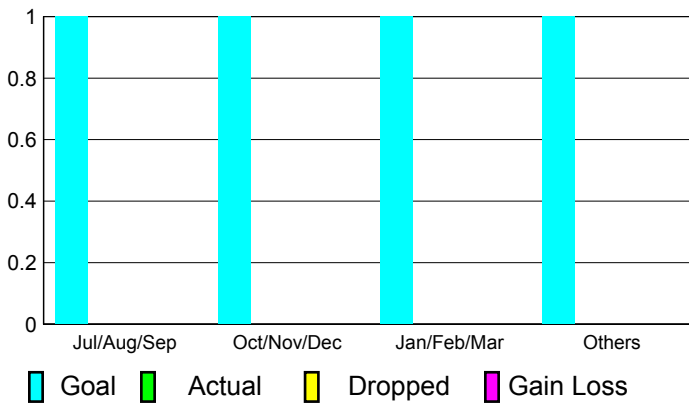
**Club Results**  
2010-2011

**Clubs**  
2009-2010

Month	New Club Goal	Actual New Clubs	Actual Dropped Clubs	Gain/Loss of Clubs	Gain/Loss of Clubs
Jul/Aug/Sep	1	0	0	0	0
Oct/Nov/Dec	1	0	0	0	0
Jan/Feb/Mar	1	0	0	0	0
Apr/May/Jun	1	0	0	0	0
<b>Totals</b>	<b>4</b>	<b>0</b>	<b>0</b>	<b>0</b>	<b>0</b>


### Club Results 2010-2011

Goal, New, Dropped, Gain/Loss



### Comparison of Club Gain/Loss

Current Year Compared to the Previous Year



### YTD Status Quo Clubs 2010-2011

Status Quo Clubs Compared to Status Quo Members



## MEMBERSHIP

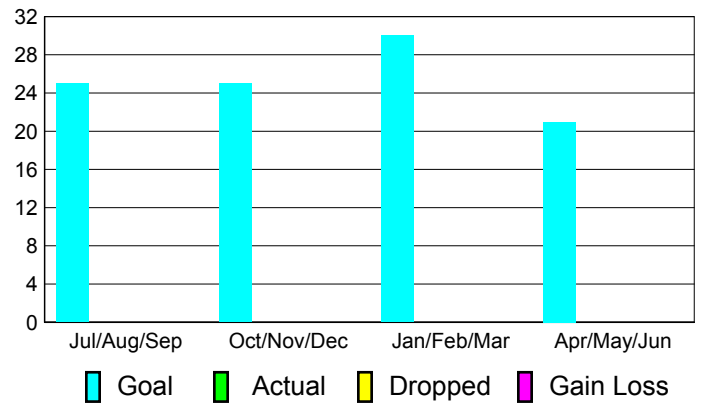
**Membership Results**  
2010-2011

**Membership**  
2009-2010

Month	Net Memb Goal	Actual New Memb	Actual Dropped Memb	Gain/Loss of Memb	Gain/Loss of Memb
Jul/Aug/Sep	25	0	0	0	0
Oct/Nov/Dec	25	0	0	0	0
Jan/Feb/Mar	30	0	0	0	0
Apr/May/Jun	21	0	0	0	0
<b>Totals</b>	<b>101</b>	<b>0</b>	<b>0</b>	<b>0</b>	<b>0</b>


### Membership Results 2010-2011

Goal, New, Dropped, Gain/Loss

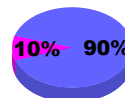


### Comparison of Membership Gain/Loss

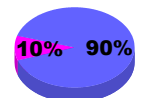
Current Year Compared to the Previous Year



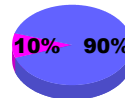
### Gender Comparison 2010-2011



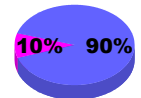
Jul/Aug/Sep



Oct/Nov/Dec



Jan/Feb/Mar



Apr/May/Jun

Male

Female



# 2010-2011 GMT Reports for District (or Undistricted) **District 306 C1**

**GMT: M NAGARAJAN**

**Location: REP OF SRI LANKA**

**GMT CA: 6**

## CLUBS

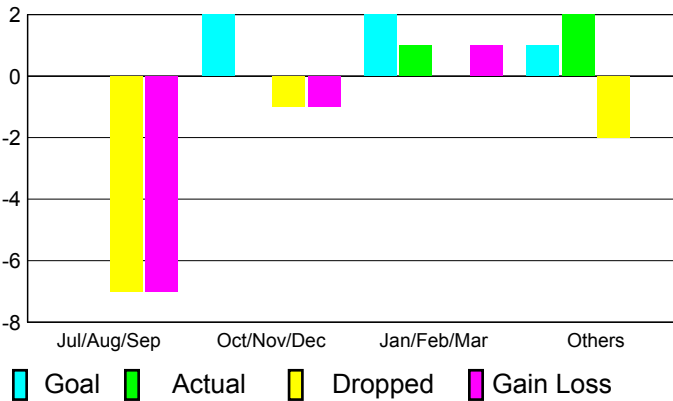
Club Results  
2010-2011

Clubs  
2009-2010

Month	New Club Goal	Actual New Clubs	Actual Dropped Clubs	Gain/Loss of Clubs	Gain/Loss of Clubs
Jul/Aug/Sep	0	0	-7	-7	0
Oct/Nov/Dec	2	0	-1	-1	1
Jan/Feb/Mar	2	1	0	1	1
Apr/May/June	1	2	-2	0	0
<b>Totals</b>	<b>5</b>	<b>3</b>	<b>-10</b>	<b>-7</b>	<b>2</b>

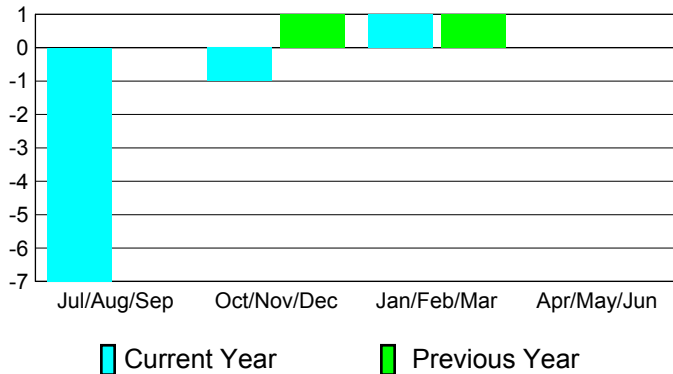
### Club Results 2010-2011

Goal, New, Dropped, Gain/Loss



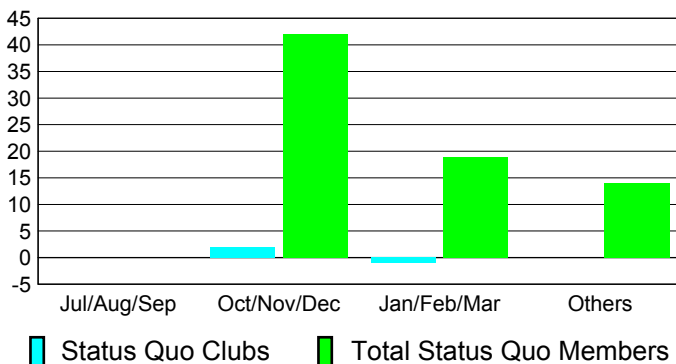
### Comparison of Club Gain/Loss

Current Year Compared to the Previous Year



### YTD Status Quo Clubs 2010-2011

Status Quo Clubs Compared to Status Quo Members



## MEMBERSHIP

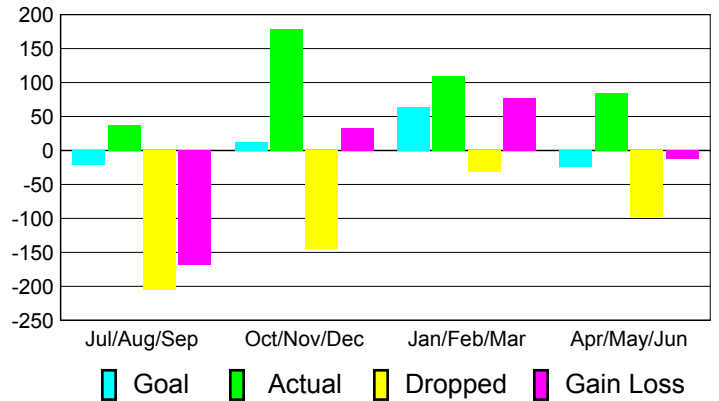
Membership Results  
2010-2011

Membership  
2009-2010

Month	Net Memb Goal	Actual New Memb	Actual Dropped Memb	Gain/Loss of Memb	Gain/Loss of Memb
Jul/Aug/Sep	-22	37	-205	-168	12
Oct/Nov/Dec	12	178	-145	33	-21
Jan/Feb/Mar	64	109	-32	77	28
Apr/May/June	-24	85	-98	-13	-130
<b>Totals</b>	<b>30</b>	<b>409</b>	<b>-480</b>	<b>-71</b>	<b>-111</b>

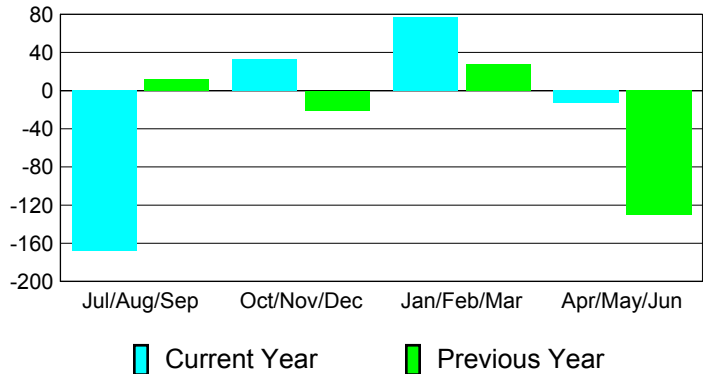
### Membership Results 2010-2011

Goal, New, Dropped, Gain/Loss

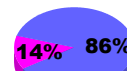


### Comparison of Membership Gain/Loss

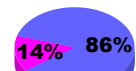
Current Year Compared to the Previous Year



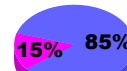
### Gender Comparison 2010-2011



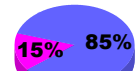
Jul/Aug/Sep



Oct/Nov/Dec



Jan/Feb/Mar



Apr/May/June

Male

Female



# 2010-2011 GMT Reports for District (or Undistricted) **District 306 C2**

**GMT: M NAGARAJAN**

**Location: REP OF SRI LANKA**

**GMT CA: 6**

## CLUBS

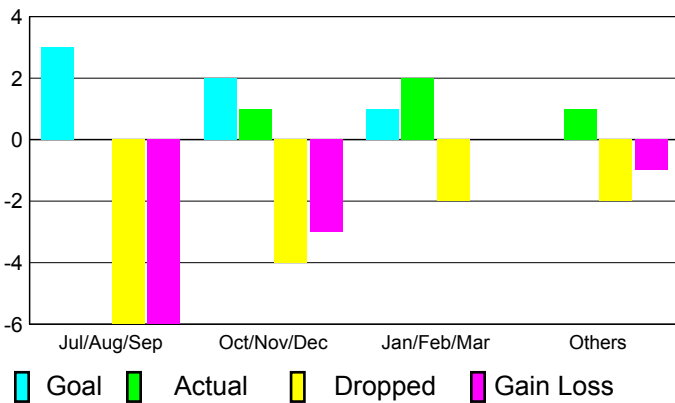
Club Results  
2010-2011

Clubs  
2009-2010

Month	New Club Goal	Actual New Clubs	Actual Dropped Clubs	Gain/Loss of Clubs	Gain/Loss of Clubs
Jul/Aug/Sep	3	0	-6	-6	5
Oct/Nov/Dec	2	1	-4	-3	0
Jan/Feb/Mar	1	2	-2	0	-2
Apr/May/June	0	1	-2	-1	1
<b>Totals</b>	<b>6</b>	<b>4</b>	<b>-14</b>	<b>-10</b>	<b>4</b>

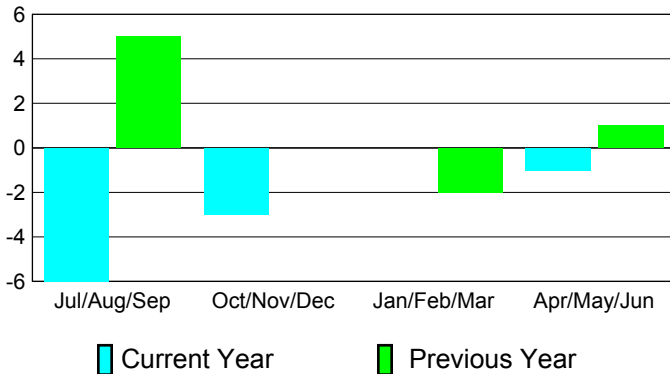
### Club Results 2010-2011

Goal, New, Dropped, Gain/Loss



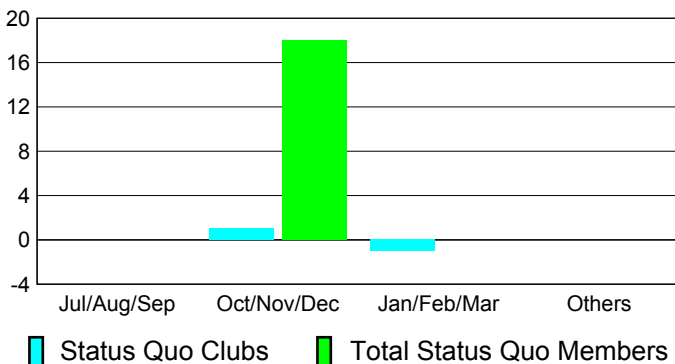
### Comparison of Club Gain/Loss

Current Year Compared to the Previous Year



### YTD Status Quo Clubs 2010-2011

Status Quo Clubs Compared to Status Quo Members



## MEMBERSHIP

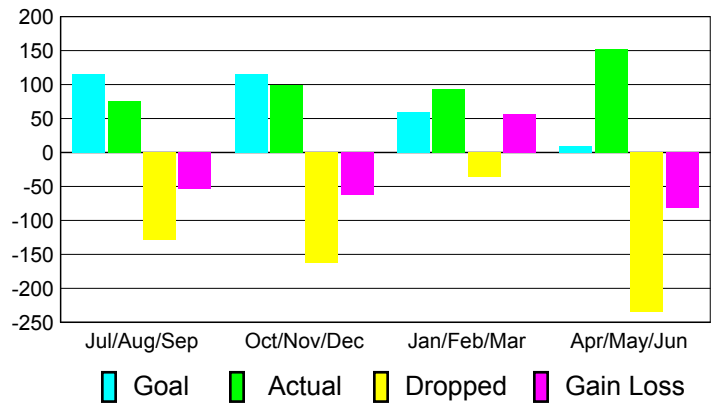
Membership Results  
2010-2011

Membership  
2009-2010

Month	Net Memb Goal	Actual New Memb	Actual Dropped Memb	Gain/Loss of Memb	Gain/Loss of Memb
Jul/Aug/Sep	115	75	-129	-54	120
Oct/Nov/Dec	115	99	-162	-63	-60
Jan/Feb/Mar	60	93	-36	57	-23
Apr/May/June	10	153	-235	-82	-124
<b>Totals</b>	<b>300</b>	<b>420</b>	<b>-562</b>	<b>-142</b>	<b>-87</b>

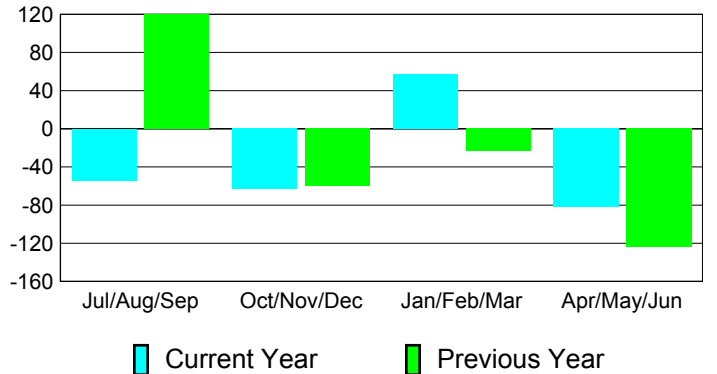
### Membership Results 2010-2011

Goal, New, Dropped, Gain/Loss

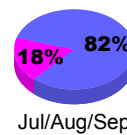


### Comparison of Membership Gain/Loss

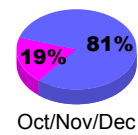
Current Year Compared to the Previous Year



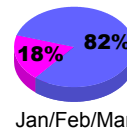
### Gender Comparison 2010-2011



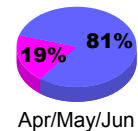
Jul/Aug/Sep



Oct/Nov/Dec



Jan/Feb/Mar



Apr/May/June

Male

Female



# 2010-2011 GMT Reports for District (or Undistricted) **District 324A1 INDIA**

GMT: **M NAGARAJAN**

Location: **INDIA**

GMT CA: **6**

## CLUBS

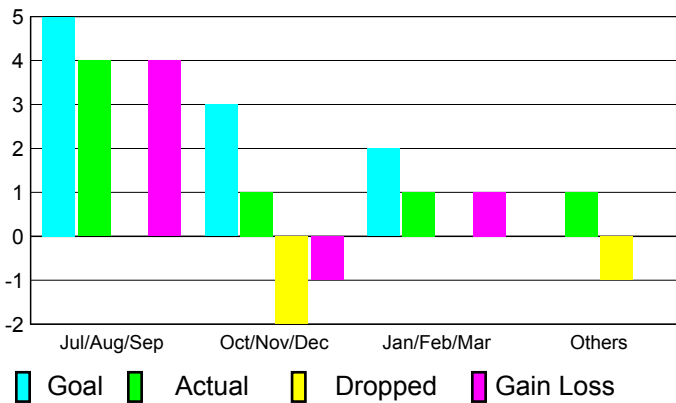
**Club Results**  
2010-2011

**Clubs**  
2009-2010

Month	New Club Goal	Actual New Clubs	Actual Dropped Clubs	Gain/Loss of Clubs	Gain/Loss of Clubs
Jul/Aug/Sep	5	4	0	4	10
Oct/Nov/Dec	3	1	-2	-1	1
Jan/Feb/Mar	2	1	0	1	5
Apr/May/June	0	1	-1	0	4
<b>Totals</b>	<b>10</b>	<b>7</b>	<b>-3</b>	<b>4</b>	<b>20</b>

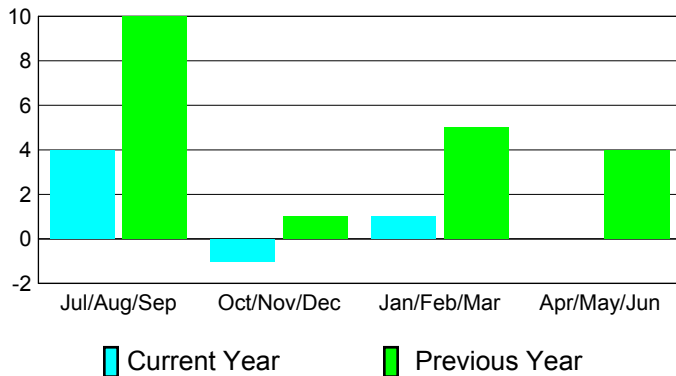
### Club Results 2010-2011

Goal, New, Dropped, Gain/Loss




### Comparison of Club Gain/Loss

Current Year Compared to the Previous Year



### YTD Status Quo Clubs 2010-2011

Status Quo Clubs Compared to Status Quo Members



## MEMBERSHIP

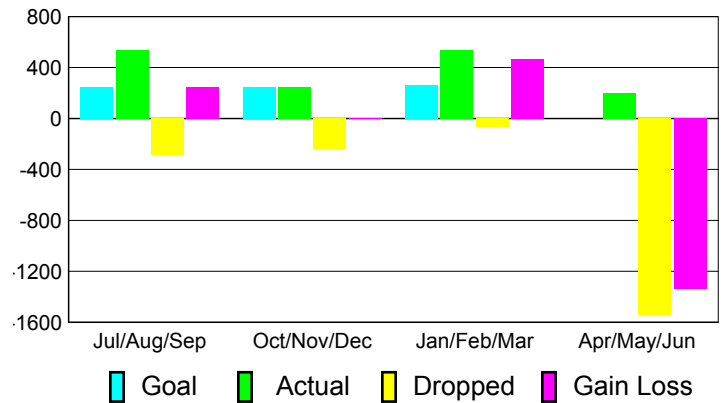
**Membership Results**  
2010-2011

**Membership**  
2009-2010

Month	Net Memb Goal	Actual New Memb	Actual Dropped Memb	Gain/Loss of Memb	Gain/Loss of Memb
Jul/Aug/Sep	250	536	-290	246	370
Oct/Nov/Dec	250	244	-243	1	122
Jan/Feb/Mar	260	536	-69	467	486
Apr/May/June	0	200	-1540	-1340	748
<b>Totals</b>	<b>760</b>	<b>1516</b>	<b>-2142</b>	<b>-626</b>	<b>1726</b>

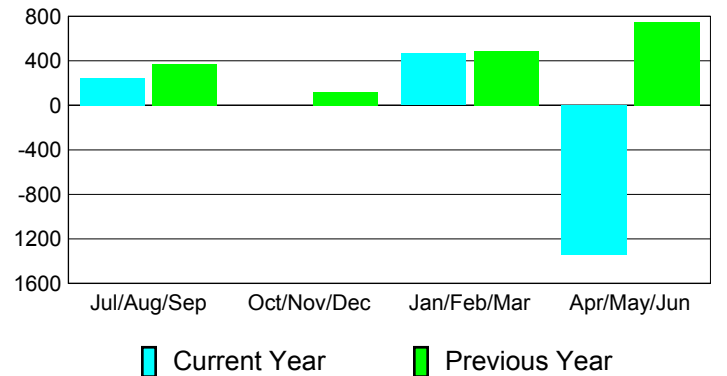
### Membership Results 2010-2011

Goal, New, Dropped, Gain/Loss

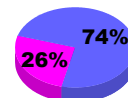


### Comparison of Membership Gain/Loss

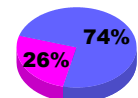
Current Year Compared to the Previous Year



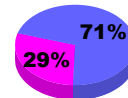
### Gender Comparison 2010-2011



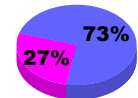
Jul/Aug/Sep



Oct/Nov/Dec



Jan/Feb/Mar



Apr/May/June

Male

Female





# 2010-2011 GMT Reports for District (or Undistricted) District 324A2 INDIA

**GMT: M NAGARAJAN**

**Location: INDIA**

**GMT CA: 6**

## CLUBS

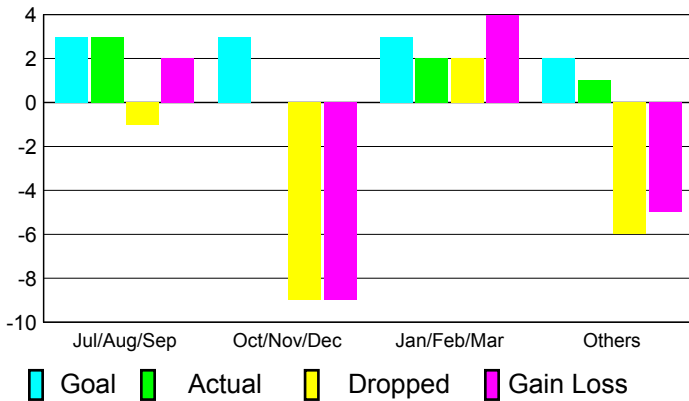
Club Results  
2010-2011

Clubs  
2009-2010

Month	New Club Goal	Actual New Clubs	Actual Dropped Clubs	Gain/Loss of Clubs	Gain/Loss of Clubs
Jul/Aug/Sep	3	3	-1	2	3
Oct/Nov/Dec	3	0	-9	-9	1
Jan/Feb/Mar	3	2	2	4	3
Apr/May/June	2	1	-6	-5	2
<b>Totals</b>	<b>11</b>	<b>6</b>	<b>-14</b>	<b>-8</b>	<b>9</b>

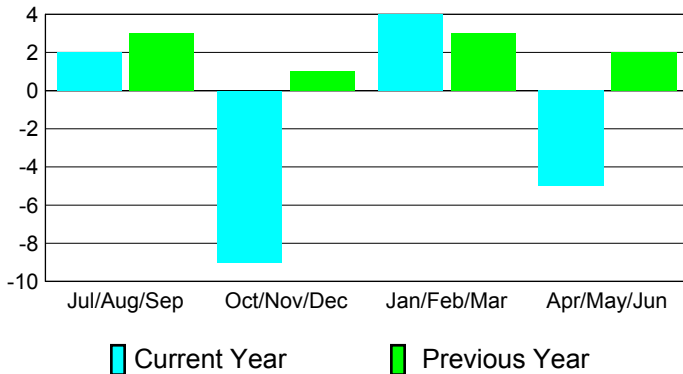
### Club Results 2010-2011

Goal, New, Dropped, Gain/Loss



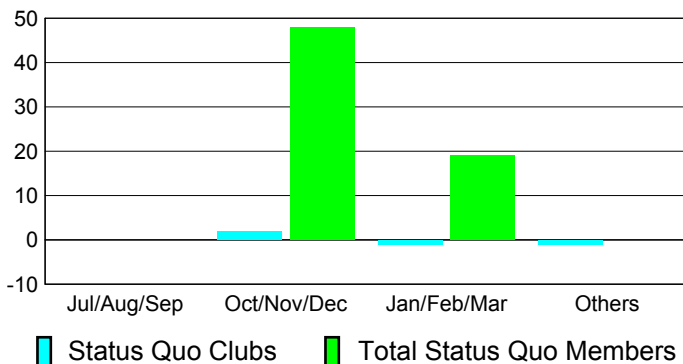
### Comparison of Club Gain/Loss

Current Year Compared to the Previous Year



### YTD Status Quo Clubs 2010-2011

Status Quo Clubs Compared to Status Quo Members



## MEMBERSHIP

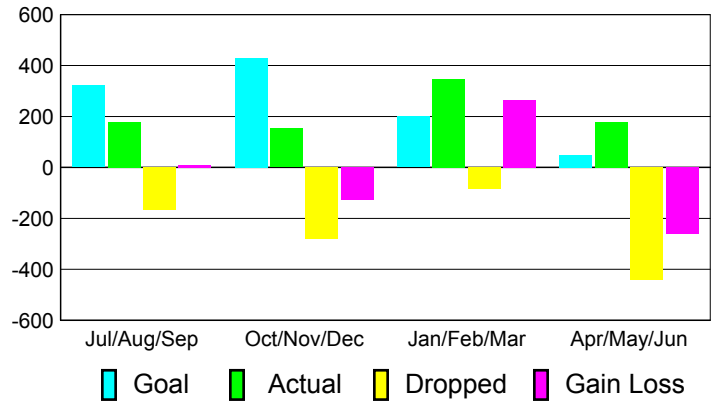
Membership Results  
2010-2011

Membership  
2009-2010

Month	Net Memb Goal	Actual New Memb	Actual Dropped Memb	Gain/Loss of Memb	Gain/Loss of Memb
Jul/Aug/Sep	321	177	-166	11	69
Oct/Nov/Dec	430	153	-281	-128	89
Jan/Feb/Mar	200	348	-83	265	386
Apr/May/June	50	179	-441	-262	-13
<b>Totals</b>	<b>1001</b>	<b>857</b>	<b>-971</b>	<b>-114</b>	<b>531</b>

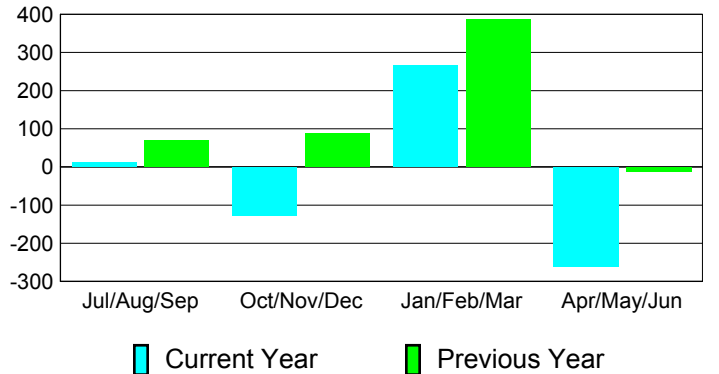
### Membership Results 2010-2011

Goal, New, Dropped, Gain/Loss

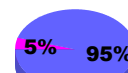


### Comparison of Membership Gain/Loss

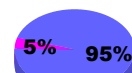
Current Year Compared to the Previous Year



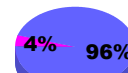
### Gender Comparison 2010-2011



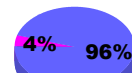
Jul/Aug/Sep



Oct/Nov/Dec



Jan/Feb/Mar



Apr/May/June

Male

Female



# 2010-2011 GMT Reports for District (or Undistricted) **District 324A3 INDIA**

GMT: **M NAGARAJAN**

Location: **INDIA**

GMT CA: **6**

## CLUBS

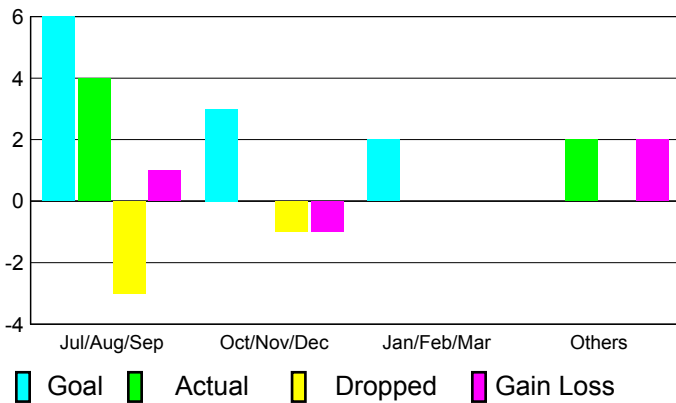
**Club Results  
2010-2011**

**Clubs  
2009-2010**

Month	New Club Goal	Actual New Clubs	Actual Dropped Clubs	Gain/Loss of Clubs	Gain/Loss of Clubs
Jul/Aug/Sep	6	4	-3	1	6
Oct/Nov/Dec	3	0	-1	-1	2
Jan/Feb/Mar	2	0	0	0	-1
Apr/May/June	0	2	0	2	1
<b>Totals</b>	<b>11</b>	<b>6</b>	<b>-4</b>	<b>2</b>	<b>8</b>

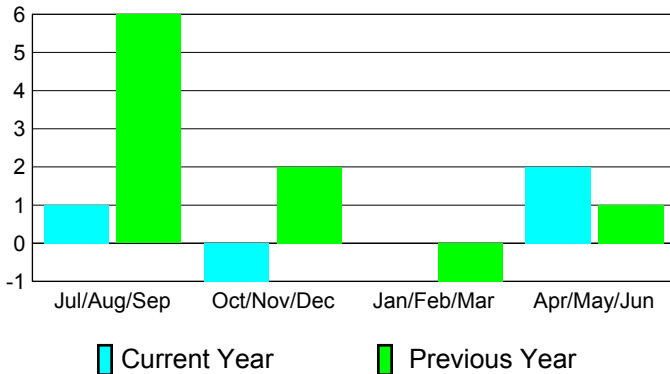
### Club Results 2010-2011

Goal, New, Dropped, Gain/Loss



### Comparison of Club Gain/Loss

Current Year Compared to the Previous Year



### YTD Status Quo Clubs 2010-2011

Status Quo Clubs Compared to Status Quo Members



## MEMBERSHIP

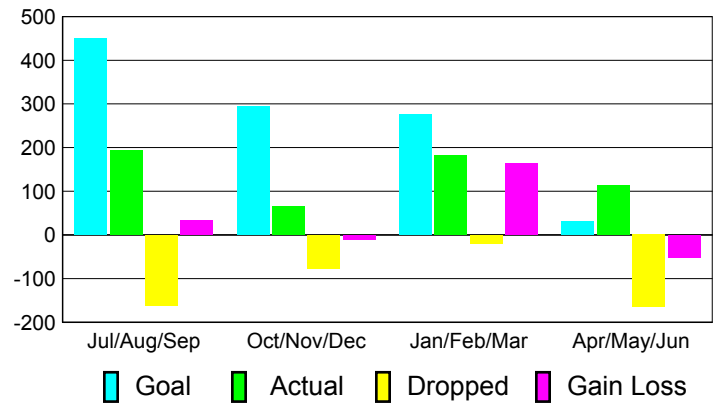
**Membership Results  
2010-2011**

**Membership  
2009-2010**

Month	Net Memb Goal	Actual New Memb	Actual Dropped Memb	Gain/Loss of Memb	Gain/Loss of Memb
Jul/Aug/Sep	450	194	-161	33	138
Oct/Nov/Dec	295	66	-76	-10	292
Jan/Feb/Mar	275	183	-19	164	91
Apr/May/June	30	114	-165	-51	-70
<b>Totals</b>	<b>1050</b>	<b>557</b>	<b>-421</b>	<b>136</b>	<b>451</b>

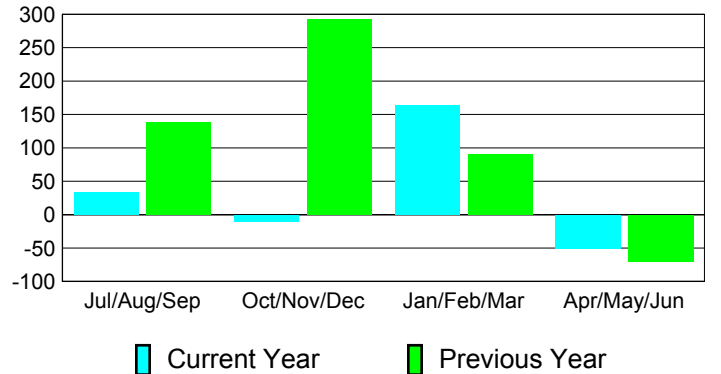
### Membership Results 2010-2011

Goal, New, Dropped, Gain/Loss

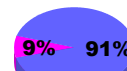


### Comparison of Membership Gain/Loss

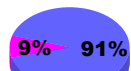
Current Year Compared to the Previous Year



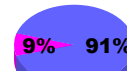
### Gender Comparison 2010-2011



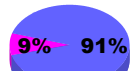
Jul/Aug/Sep



Oct/Nov/Dec



Jan/Feb/Mar



Apr/May/June

Male

Female



# 2010-2011 GMT Reports for District (or Undistricted) **District 324A4 INDIA**

GMT: **M NAGARAJAN**

Location: **INDIA**

GMT CA: **6**

## CLUBS

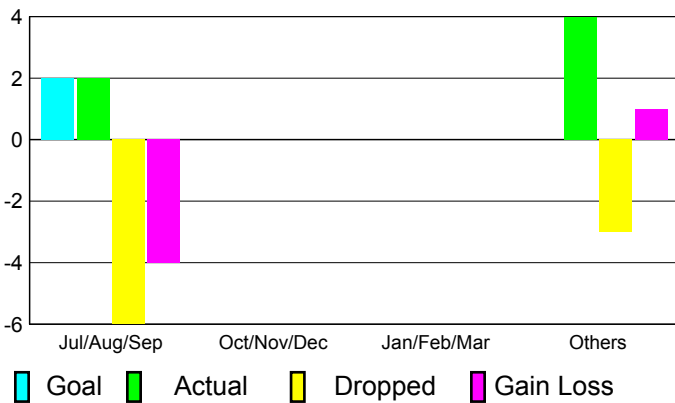
### Club Results 2010-2011

### Clubs 2009-2010

Month	New Club Goal	Actual New Clubs	Actual Dropped Clubs	Gain/Loss of Clubs	Gain/Loss of Clubs
Jul/Aug/Sep	2	2	-6	-4	5
Oct/Nov/Dec	0	0	0	0	0
Jan/Feb/Mar	0	0	0	0	0
Apr/May/June	0	4	-3	1	3
<b>Totals</b>	<b>2</b>	<b>6</b>	<b>-9</b>	<b>-3</b>	<b>8</b>

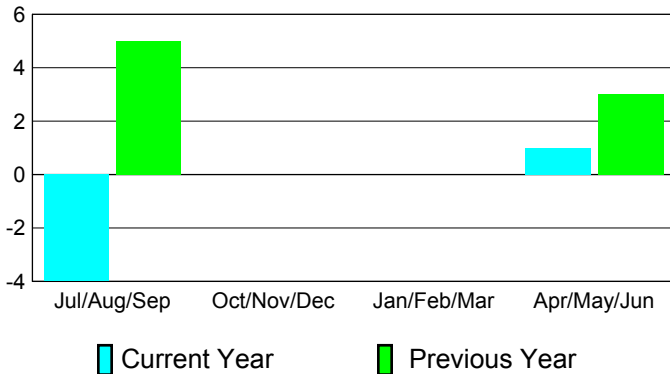
### Club Results 2010-2011

Goal, New, Dropped, Gain/Loss



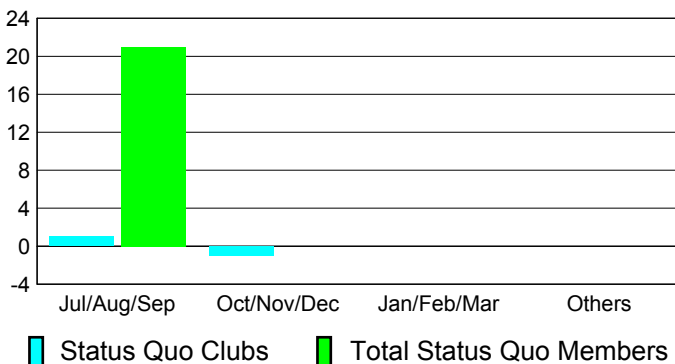
### Comparison of Club Gain/Loss

Current Year Compared to the Previous Year



### YTD Status Quo Clubs 2010-2011

Status Quo Clubs Compared to Status Quo Members



## MEMBERSHIP

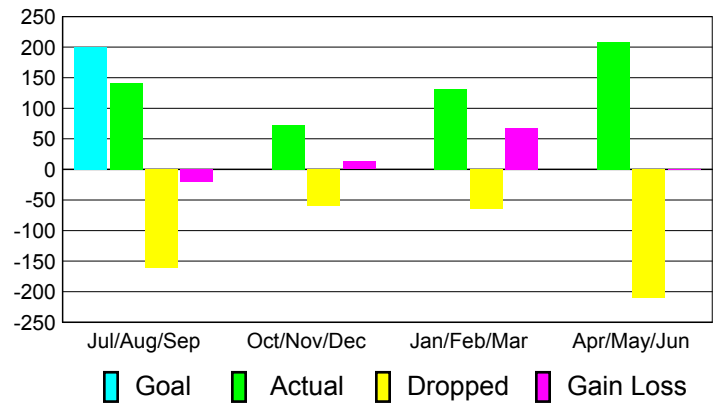
### Membership Results 2010-2011

### Membership 2009-2010

Month	Net Memb Goal	Actual New Memb	Actual Dropped Memb	Gain/Loss of Memb	Gain/Loss of Memb
Jul/Aug/Sep	200	141	-161	-20	69
Oct/Nov/Dec	0	72	-59	13	23
Jan/Feb/Mar	0	132	-64	68	71
Apr/May/June	0	209	-210	-1	70
<b>Totals</b>	<b>200</b>	<b>554</b>	<b>-494</b>	<b>60</b>	<b>233</b>

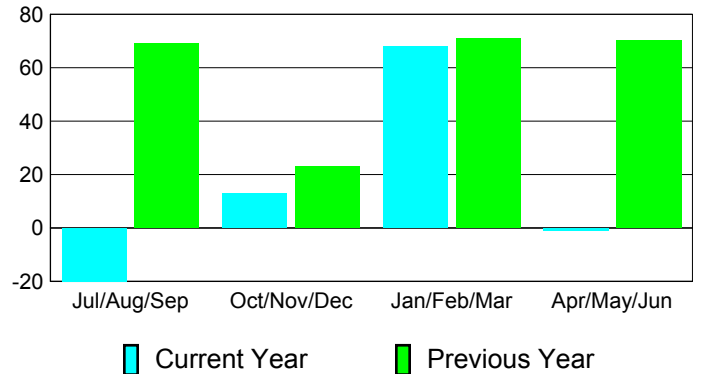
### Membership Results 2010-2011

Goal, New, Dropped, Gain/Loss

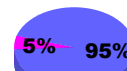


### Comparison of Membership Gain/Loss

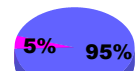
Current Year Compared to the Previous Year



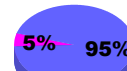
### Gender Comparison 2010-2011



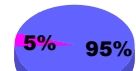
Jul/Aug/Sep



Oct/Nov/Dec



Jan/Feb/Mar



Apr/May/June

Male

Female



# 2010-2011 GMT Reports for District (or Undistricted) **District 324A5 INDIA**

GMT: **M NAGARAJAN**

Location: **INDIA**

GMT CA: **6**

## CLUBS

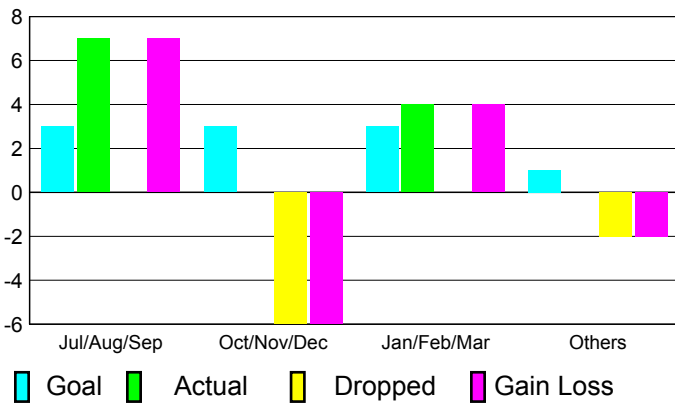
**Club Results**  
2010-2011

**Clubs**  
2009-2010

Month	New Club Goal	Actual New Clubs	Actual Dropped Clubs	Gain/Loss of Clubs	Gain/Loss of Clubs
Jul/Aug/Sep	3	7	0	7	2
Oct/Nov/Dec	3	0	-6	-6	1
Jan/Feb/Mar	3	4	0	4	0
Apr/May/June	1	0	-2	-2	0
<b>Totals</b>	<b>10</b>	<b>11</b>	<b>-8</b>	<b>3</b>	<b>3</b>

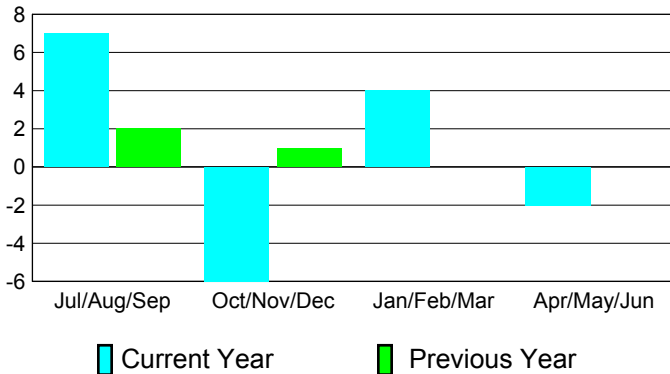
### Club Results 2010-2011

Goal, New, Dropped, Gain/Loss




### Comparison of Club Gain/Loss

Current Year Compared to the Previous Year



### YTD Status Quo Clubs 2010-2011

Status Quo Clubs Compared to Status Quo Members



## MEMBERSHIP

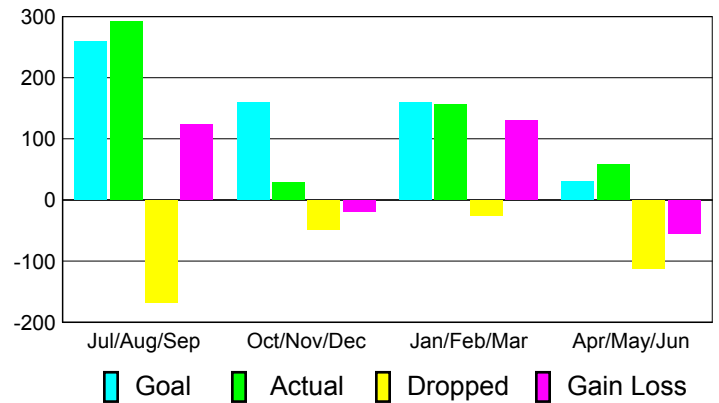
**Membership Results**  
2010-2011

**Membership**  
2009-2010

Month	Net Memb Goal	Actual New Memb	Actual Dropped Memb	Gain/Loss of Memb	Gain/Loss of Memb
Jul/Aug/Sep	260	292	-168	124	53
Oct/Nov/Dec	160	29	-48	-19	7
Jan/Feb/Mar	160	156	-26	130	7
Apr/May/June	30	58	-112	-54	14
<b>Totals</b>	<b>610</b>	<b>535</b>	<b>-354</b>	<b>181</b>	<b>81</b>

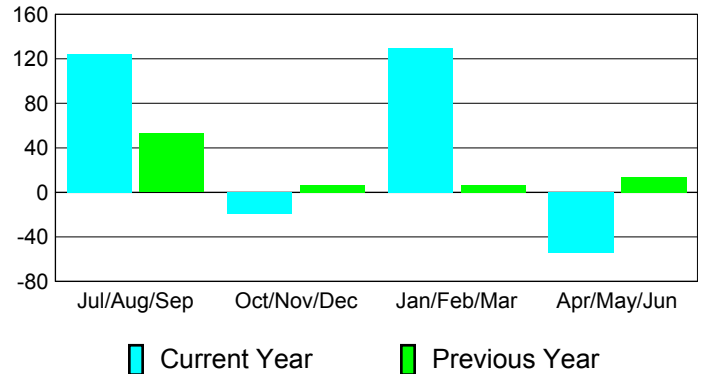
### Membership Results 2010-2011

Goal, New, Dropped, Gain/Loss

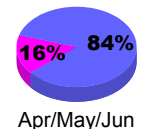
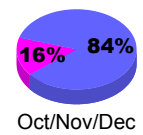
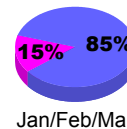
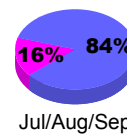


### Comparison of Membership Gain/Loss

Current Year Compared to the Previous Year



### Gender Comparison 2010-2011



Male

Female



# 2010-2011 GMT Reports for District (or Undistricted) **District 324A6 INDIA**

GMT: **M NAGARAJAN**

Location: **INDIA**

GMT CA: **6**

## CLUBS

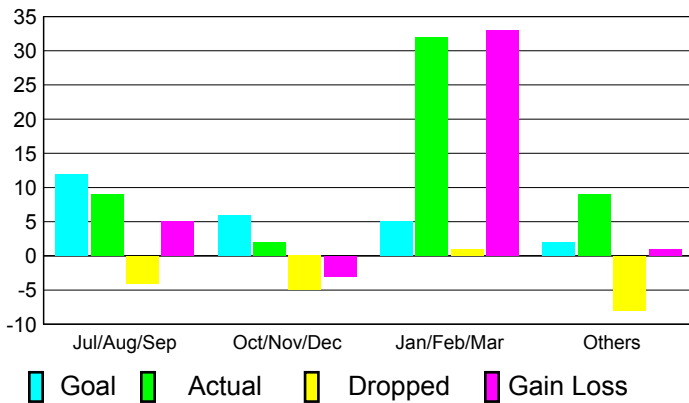
**Club Results  
2010-2011**

**Clubs  
2009-2010**

Month	New Club Goal	Actual New Clubs	Actual Dropped Clubs	Gain/Loss of Clubs	Gain/Loss of Clubs
Jul/Aug/Sep	12	9	-4	5	5
Oct/Nov/Dec	6	2	-5	-3	2
Jan/Feb/Mar	5	32	1	33	8
Apr/May/June	2	9	-8	1	6
<b>Totals</b>	<b>25</b>	<b>52</b>	<b>-16</b>	<b>36</b>	<b>21</b>

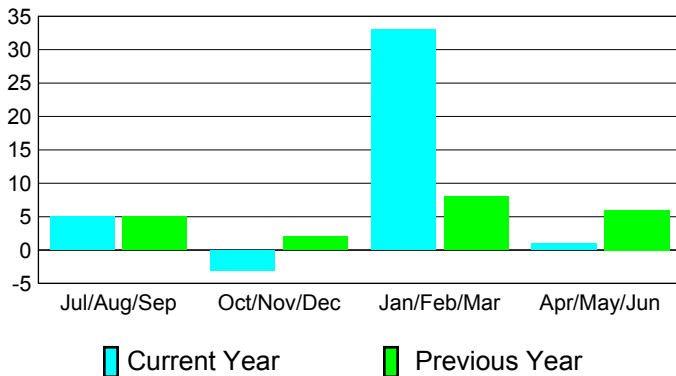
### Club Results 2010-2011

Goal, New, Dropped, Gain/Loss



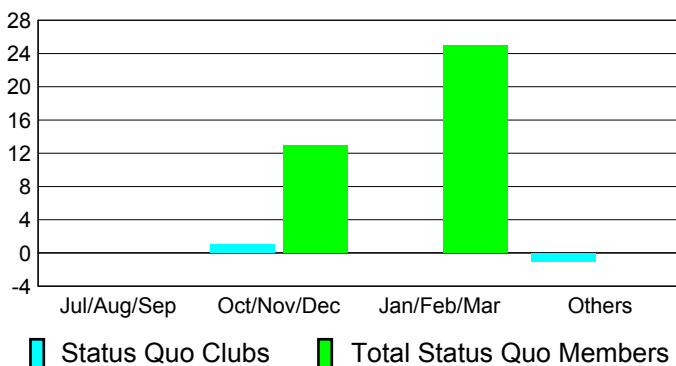
### Comparison of Club Gain/Loss

Current Year Compared to the Previous Year



### YTD Status Quo Clubs 2010-2011

Status Quo Clubs Compared to Status Quo Members



## MEMBERSHIP

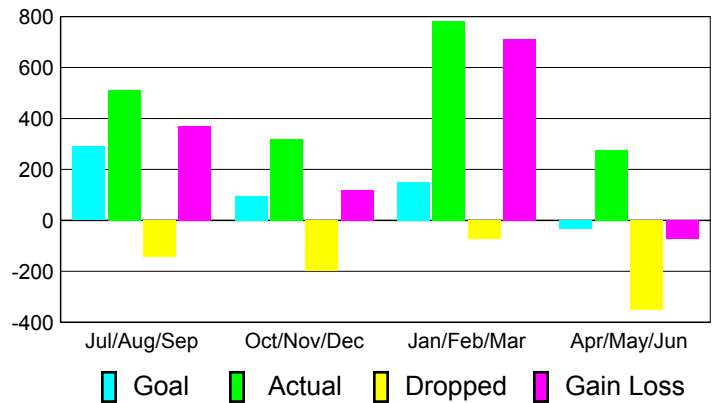
**Membership Results  
2010-2011**

**Membership  
2009-2010**

Month	Net Memb Goal	Actual New Memb	Actual Dropped Memb	Gain/Loss of Memb	Gain/Loss of Memb
Jul/Aug/Sep	290	513	-143	370	141
Oct/Nov/Dec	95	318	-200	118	30
Jan/Feb/Mar	150	784	-72	712	183
Apr/May/June	-35	275	-350	-75	128
<b>Totals</b>	<b>500</b>	<b>1890</b>	<b>-765</b>	<b>1125</b>	<b>482</b>

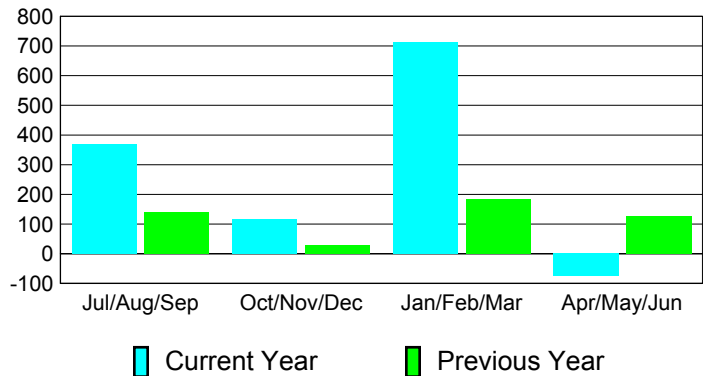
### Membership Results 2010-2011

Goal, New, Dropped, Gain/Loss

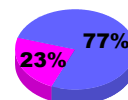


### Comparison of Membership Gain/Loss

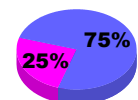
Current Year Compared to the Previous Year



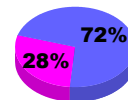
### Gender Comparison 2010-2011



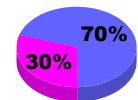
Jul/Aug/Sep



Oct/Nov/Dec



Jan/Feb/Mar



Apr/May/June

Male

Female



# 2010-2011 GMT Reports for District (or Undistricted) **District 324A8**

GMT: **M NAGARAJAN**

Location: **INDIA**

GMT CA: **6**

## CLUBS

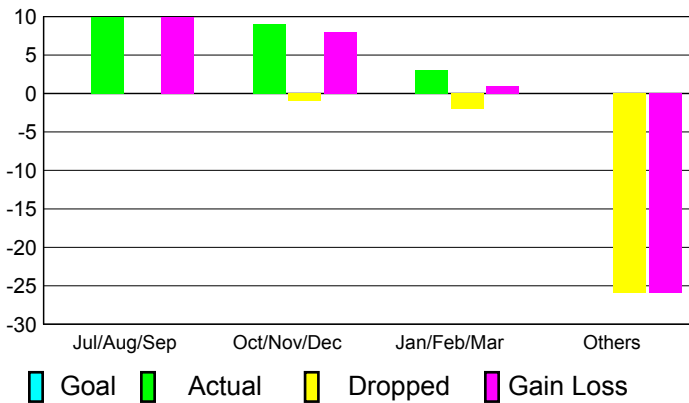
**Club Results**  
2010-2011

**Clubs**  
2009-2010

Month	New Club Goal	Actual New Clubs	Actual Dropped Clubs	Gain/Loss of Clubs	Gain/Loss of Clubs
Jul/Aug/Sep	0	10	0	10	0
Oct/Nov/Dec	0	9	-1	8	0
Jan/Feb/Mar	0	3	-2	1	-1
Apr/May/Jun	0	0	-26	-26	0
<b>Totals</b>	<b>0</b>	<b>22</b>	<b>-29</b>	<b>-7</b>	<b>-1</b>

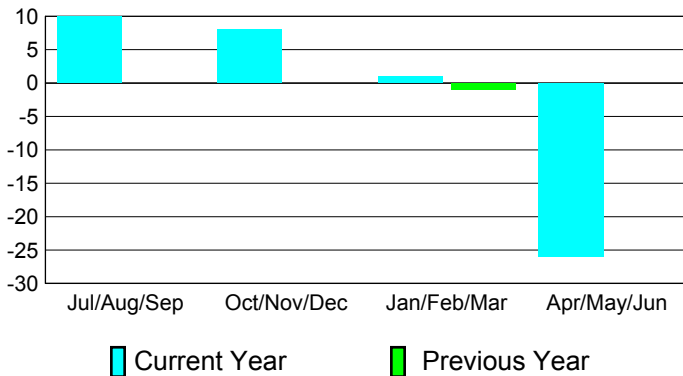
### Club Results 2010-2011

Goal, New, Dropped, Gain/Loss



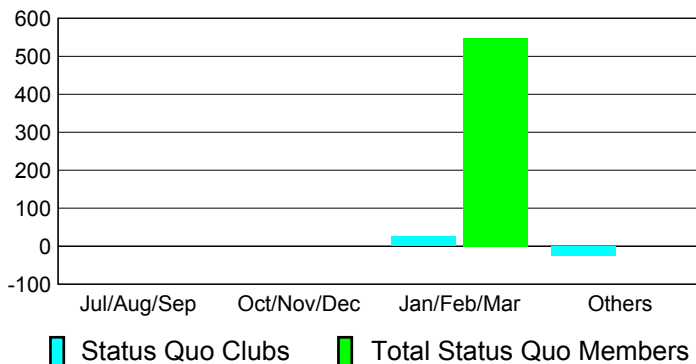
### Comparison of Club Gain/Loss

Current Year Compared to the Previous Year



### YTD Status Quo Clubs 2010-2011

Status Quo Clubs Compared to Status Quo Members



## MEMBERSHIP

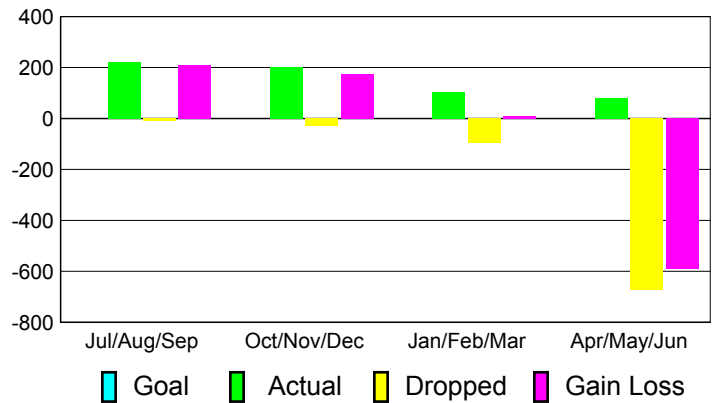
**Membership Results**  
2010-2011

**Membership**  
2009-2010

Month	Net Memb Goal	Actual New Memb	Actual Dropped Memb	Gain/Loss of Memb	Gain/Loss of Memb
Jul/Aug/Sep	0	221	-10	211	15
Oct/Nov/Dec	0	201	-28	173	-31
Jan/Feb/Mar	0	105	-95	10	-6
Apr/May/Jun	0	82	-672	-590	-73
<b>Totals</b>	<b>0</b>	<b>609</b>	<b>-805</b>	<b>-196</b>	<b>-95</b>

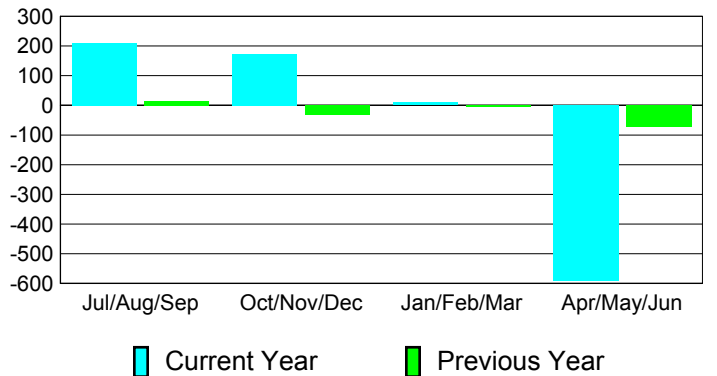
### Membership Results 2010-2011

Goal, New, Dropped, Gain/Loss

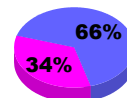


### Comparison of Membership Gain/Loss

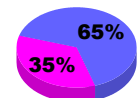
Current Year Compared to the Previous Year



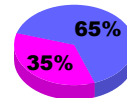
### Gender Comparison 2010-2011



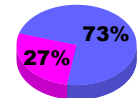
Jul/Aug/Sep



Oct/Nov/Dec



Jan/Feb/Mar



Apr/May/Jun

Male

Female



# 2010-2011 GMT Reports for District (or Undistricted) **District 324B1**

GMT: **M NAGARAJAN**

Location: **INDIA**

GMT CA: **6**

## CLUBS

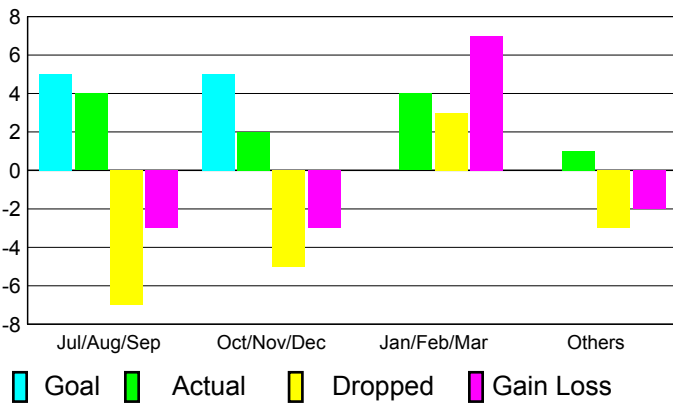
**Club Results**  
2010-2011

**Clubs**  
2009-2010

Month	New Club Goal	Actual New Clubs	Actual Dropped Clubs	Gain/Loss of Clubs	Gain/Loss of Clubs
Jul/Aug/Sep	5	4	-7	-3	4
Oct/Nov/Dec	5	2	-5	-3	1
Jan/Feb/Mar	0	4	3	7	1
Apr/May/Jun	0	1	-3	-2	5
<b>Totals</b>	<b>10</b>	<b>11</b>	<b>-12</b>	<b>-1</b>	<b>11</b>

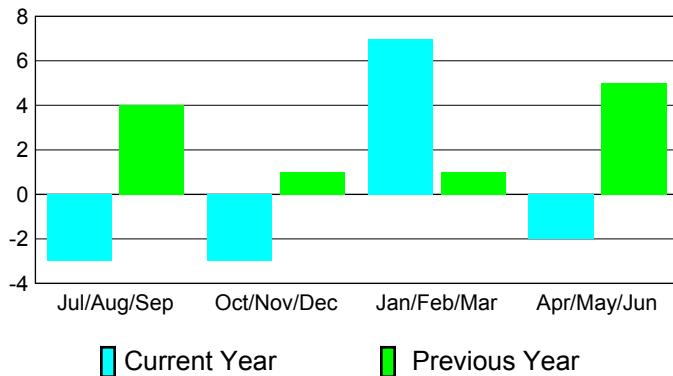
### Club Results 2010-2011

Goal, New, Dropped, Gain/Loss




### Comparison of Club Gain/Loss

Current Year Compared to the Previous Year



### YTD Status Quo Clubs 2010-2011

Status Quo Clubs Compared to Status Quo Members



## MEMBERSHIP

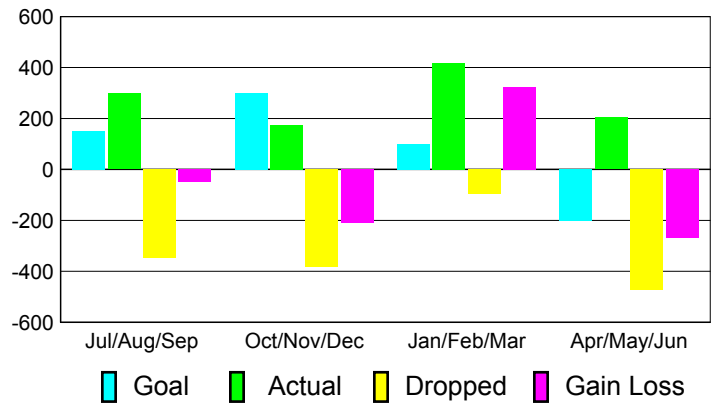
**Membership Results**  
2010-2011

**Membership**  
2009-2010

Month	Net Memb Goal	Actual New Memb	Actual Dropped Memb	Gain/Loss of Memb	Gain/Loss of Memb
Jul/Aug/Sep	150	298	-346	-48	167
Oct/Nov/Dec	300	174	-384	-210	237
Jan/Feb/Mar	100	419	-95	324	-35
Apr/May/Jun	-200	204	-472	-268	59
<b>Totals</b>	<b>350</b>	<b>1095</b>	<b>-1297</b>	<b>-202</b>	<b>428</b>

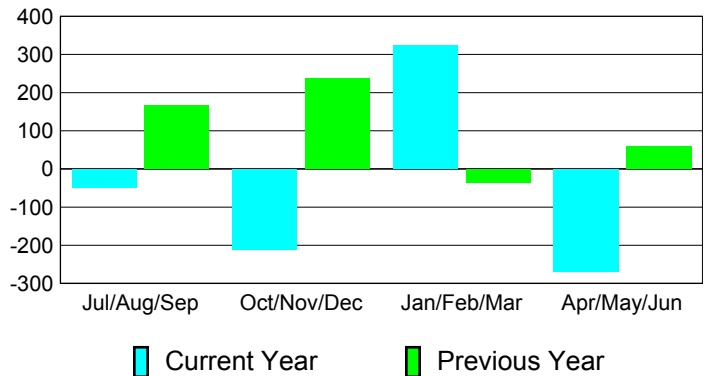
### Membership Results 2010-2011

Goal, New, Dropped, Gain/Loss

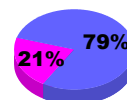


### Comparison of Membership Gain/Loss

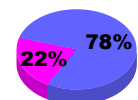
Current Year Compared to the Previous Year



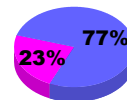
### Gender Comparison 2010-2011



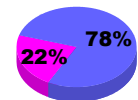
Jul/Aug/Sep



Oct/Nov/Dec



Jan/Feb/Mar



Apr/May/Jun

Male

Female



# 2010-2011 GMT Reports for District (or Undistricted) **District 324B2**

**GMT: M NAGARAJAN**

**Location: INDIA**

**GMT CA: 6**

## CLUBS

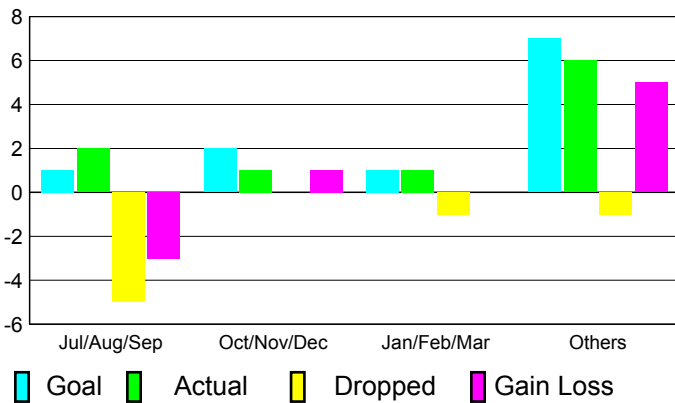
Club Results  
2010-2011

Clubs  
2009-2010

Month	New Club Goal	Actual New Clubs	Actual Dropped Clubs	Gain/Loss of Clubs	Gain/Loss of Clubs
Jul/Aug/Sep	1	2	-5	-3	1
Oct/Nov/Dec	2	1	0	1	2
Jan/Feb/Mar	1	1	-1	0	2
Apr/May/Jun	7	6	-1	5	1
<b>Totals</b>	<b>11</b>	<b>10</b>	<b>-7</b>	<b>3</b>	<b>6</b>

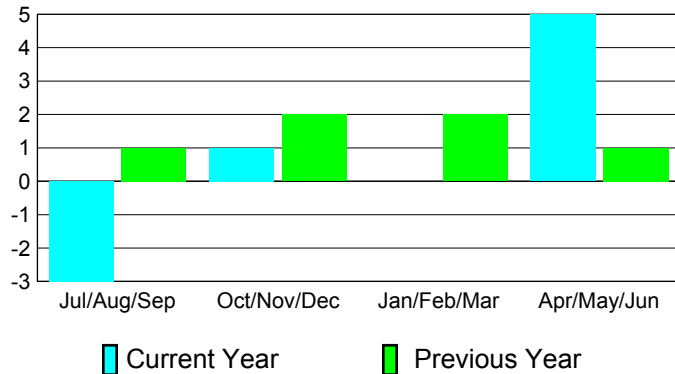
### Club Results 2010-2011

Goal, New, Dropped, Gain/Loss



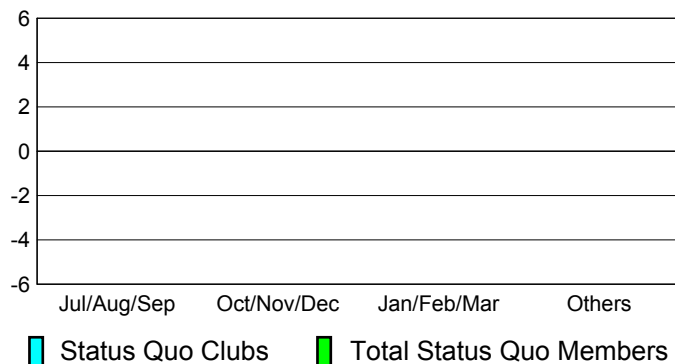
### Comparison of Club Gain/Loss

Current Year Compared to the Previous Year



### YTD Status Quo Clubs 2010-2011

Status Quo Clubs Compared to Status Quo Members



## MEMBERSHIP

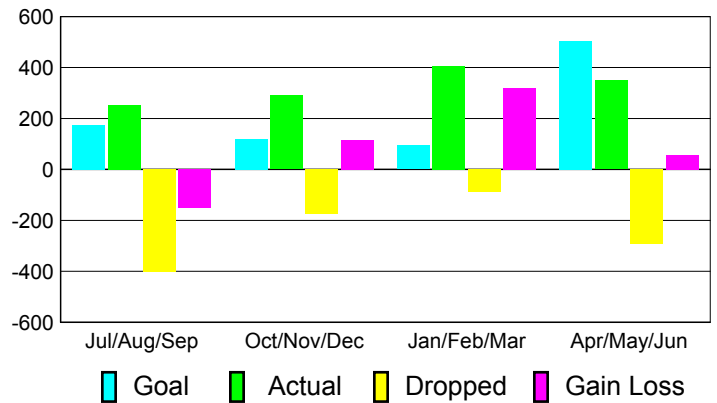
Membership Results  
2010-2011

Membership  
2009-2010

Month	Net Memb Goal	Actual New Memb	Actual Dropped Memb	Gain/Loss of Memb	Gain/Loss of Memb
Jul/Aug/Sep	174	252	-403	-151	0
Oct/Nov/Dec	119	290	-174	116	175
Jan/Feb/Mar	94	406	-88	318	133
Apr/May/Jun	505	349	-294	55	44
<b>Totals</b>	<b>892</b>	<b>1297</b>	<b>-959</b>	<b>338</b>	<b>352</b>

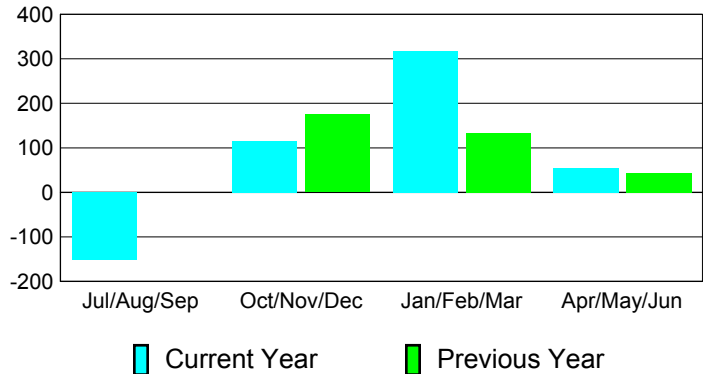
### Membership Results 2010-2011

Goal, New, Dropped, Gain/Loss

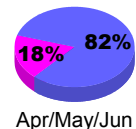
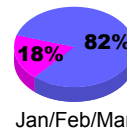
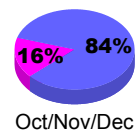
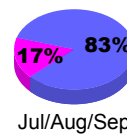


### Comparison of Membership Gain/Loss

Current Year Compared to the Previous Year



### Gender Comparison 2010-2011



■ Male

■ Female





# 2010-2011 GMT Reports for District (or Undistricted) **District 324B3**

GMT: **M NAGARAJAN**

Location: **INDIA**

GMT CA: **6**

## CLUBS

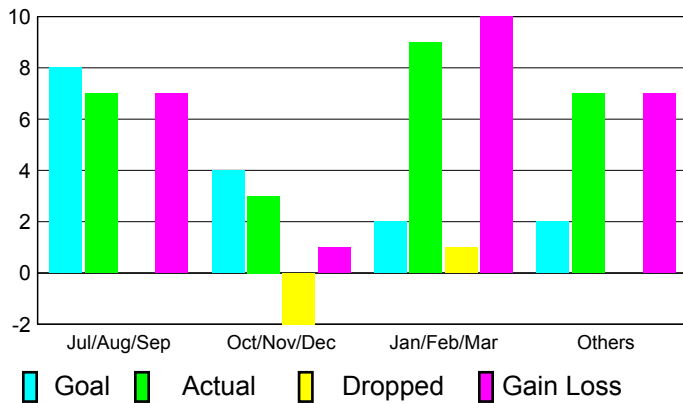
**Club Results**  
2010-2011

**Clubs**  
2009-2010

Month	New Club Goal	Actual New Clubs	Actual Dropped Clubs	Gain/Loss of Clubs	Gain/Loss of Clubs
Jul/Aug/Sep	8	7	0	7	5
Oct/Nov/Dec	4	3	-2	1	0
Jan/Feb/Mar	2	9	1	10	1
Apr/May/June	2	7	0	7	5
<b>Totals</b>	<b>16</b>	<b>26</b>	<b>-1</b>	<b>25</b>	<b>11</b>

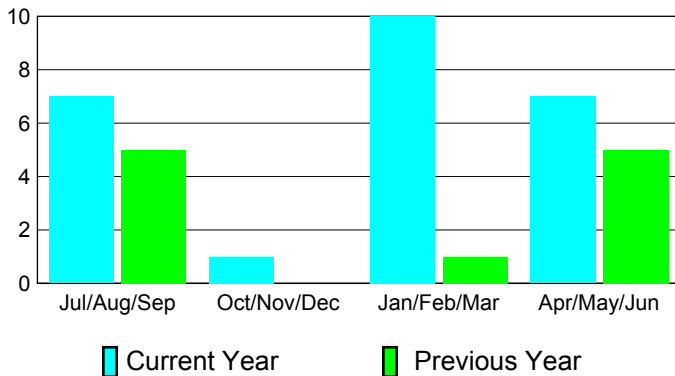
### Club Results 2010-2011

Goal, New, Dropped, Gain/Loss



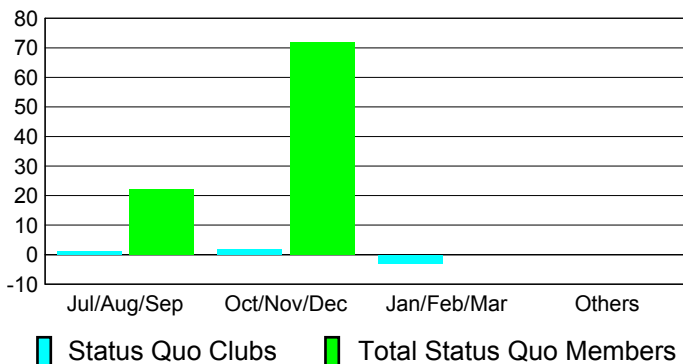
### Comparison of Club Gain/Loss

Current Year Compared to the Previous Year



### YTD Status Quo Clubs 2010-2011

Status Quo Clubs Compared to Status Quo Members



## MEMBERSHIP

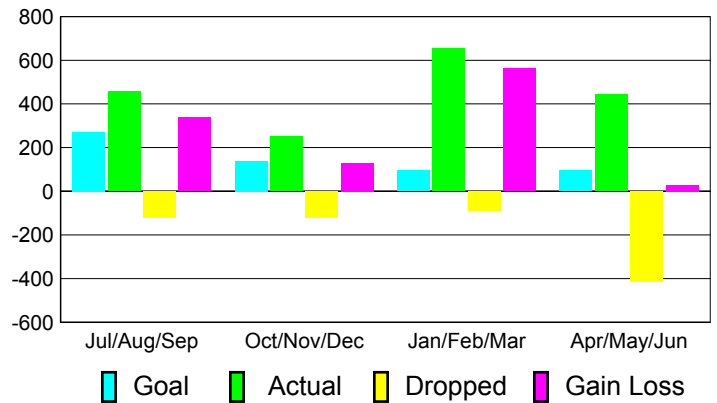
**Membership Results**  
2010-2011

**Membership**  
2009-2010

Month	Net Memb Goal	Actual New Memb	Actual Dropped Memb	Gain/Loss of Memb	Gain/Loss of Memb
Jul/Aug/Sep	271	457	-120	337	110
Oct/Nov/Dec	139	251	-122	129	-7
Jan/Feb/Mar	95	654	-91	563	229
Apr/May/June	95	443	-415	28	228
<b>Totals</b>	<b>600</b>	<b>1805</b>	<b>-748</b>	<b>1057</b>	<b>560</b>

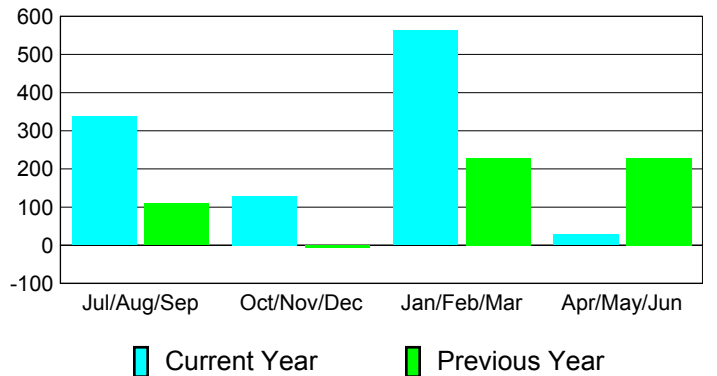
### Membership Results 2010-2011

Goal, New, Dropped, Gain/Loss

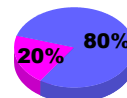


### Comparison of Membership Gain/Loss

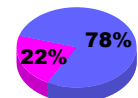
Current Year Compared to the Previous Year



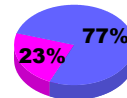
### Gender Comparison 2010-2011



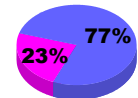
Jul/Aug/Sep



Oct/Nov/Dec



Jan/Feb/Mar



Apr/May/June

Male

Female



# 2010-2011 GMT Reports for District (or Undistricted) **District 324B4**

**GMT: M NAGARAJAN**

**Location: INDIA**

**GMT CA: 6**

## CLUBS

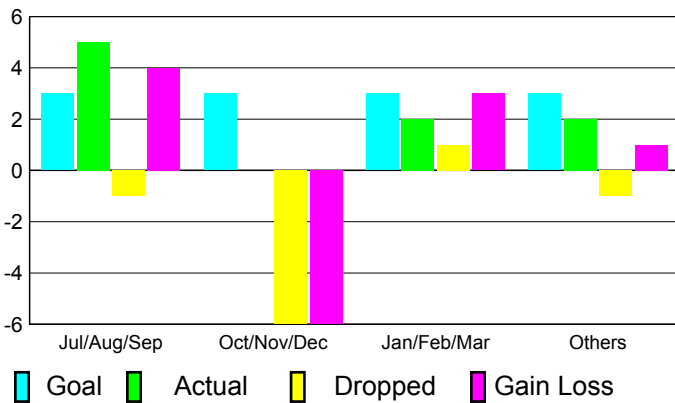
Club Results  
2010-2011

Clubs  
2009-2010

Month	New Club Goal	Actual New Clubs	Actual Dropped Clubs	Gain/Loss of Clubs	Gain/Loss of Clubs
Jul/Aug/Sep	3	5	-1	4	1
Oct/Nov/Dec	3	0	-6	-6	0
Jan/Feb/Mar	3	2	1	3	0
Apr/May/Jun	3	2	-1	1	0
<b>Totals</b>	<b>12</b>	<b>9</b>	<b>-7</b>	<b>2</b>	<b>1</b>

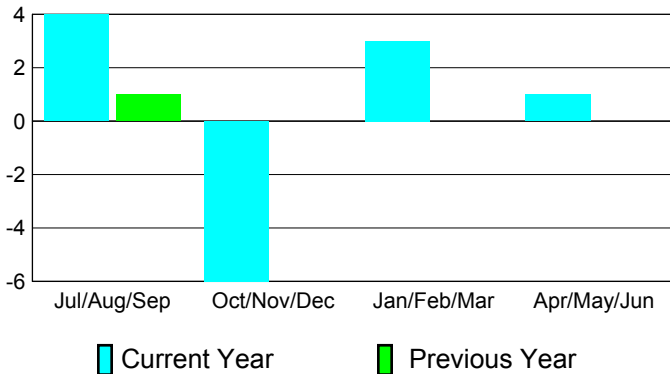
### Club Results 2010-2011

Goal, New, Dropped, Gain/Loss



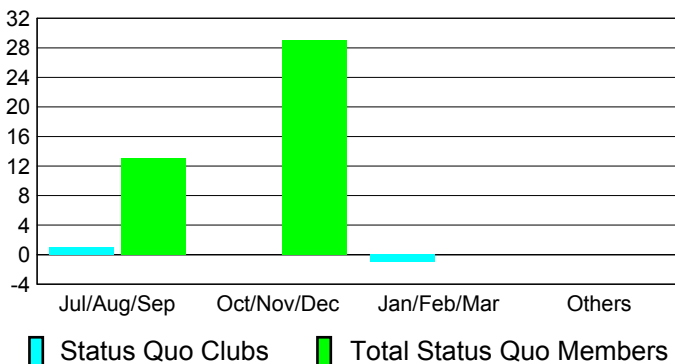
### Comparison of Club Gain/Loss

Current Year Compared to the Previous Year



### YTD Status Quo Clubs 2010-2011

Status Quo Clubs Compared to Status Quo Members



## MEMBERSHIP

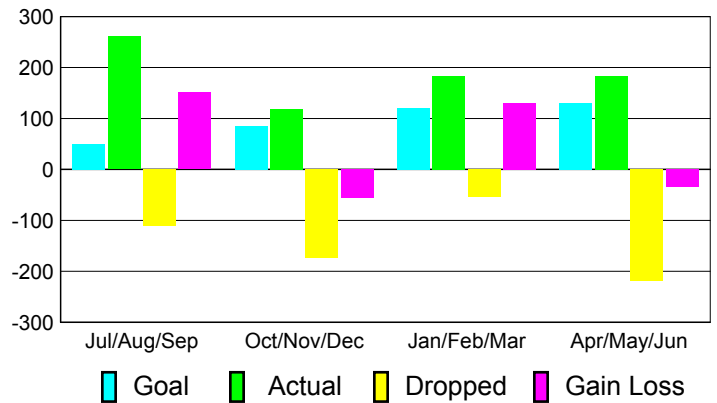
Membership Results  
2010-2011

Membership  
2009-2010

Month	Net Memb Goal	Actual New Memb	Actual Dropped Memb	Gain/Loss of Memb	Gain/Loss of Memb
Jul/Aug/Sep	50	261	-110	151	86
Oct/Nov/Dec	85	119	-174	-55	0
Jan/Feb/Mar	120	183	-53	130	5
Apr/May/Jun	130	183	-218	-35	-5
<b>Totals</b>	<b>385</b>	<b>746</b>	<b>-555</b>	<b>191</b>	<b>86</b>

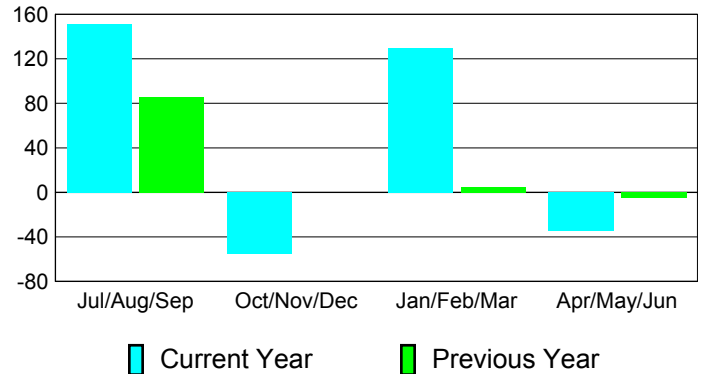
### Membership Results 2010-2011

Goal, New, Dropped, Gain/Loss

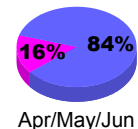
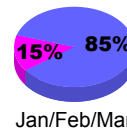
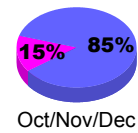
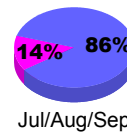


### Comparison of Membership Gain/Loss

Current Year Compared to the Previous Year



### Gender Comparison 2010-2011



Male

Female



# 2010-2011 GMT Reports for District (or Undistricted) **District 324B5**

GMT: **M NAGARAJAN**

Location: **INDIA**

GMT CA: **6**

## CLUBS

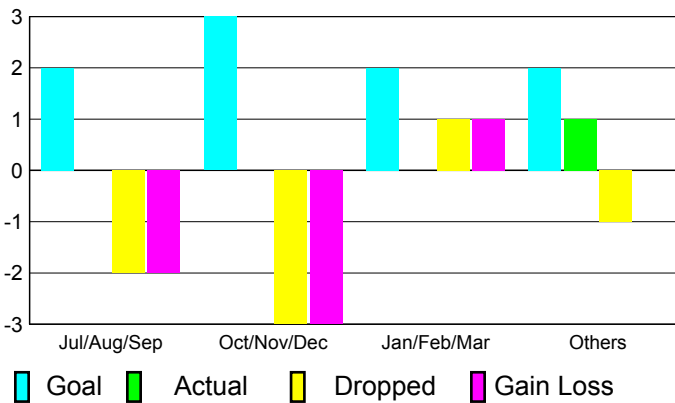
**Club Results**  
2010-2011

**Clubs**  
2009-2010

Month	New Club Goal	Actual New Clubs	Actual Dropped Clubs	Gain/Loss of Clubs	Gain/Loss of Clubs
Jul/Aug/Sep	2	0	-2	-2	3
Oct/Nov/Dec	3	0	-3	-3	0
Jan/Feb/Mar	2	0	1	1	0
Apr/May/June	2	1	-1	0	0
<b>Totals</b>	<b>9</b>	<b>1</b>	<b>-5</b>	<b>-4</b>	<b>3</b>

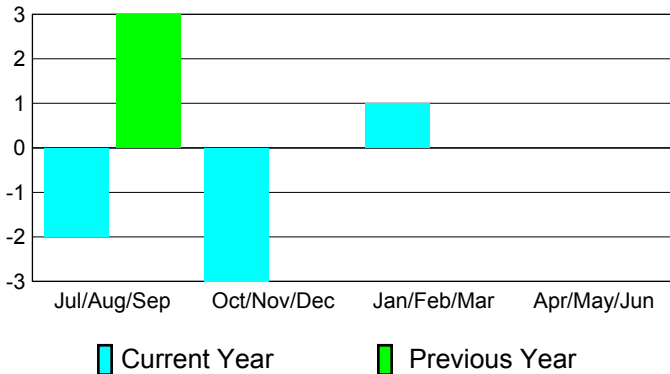
### Club Results 2010-2011

Goal, New, Dropped, Gain/Loss



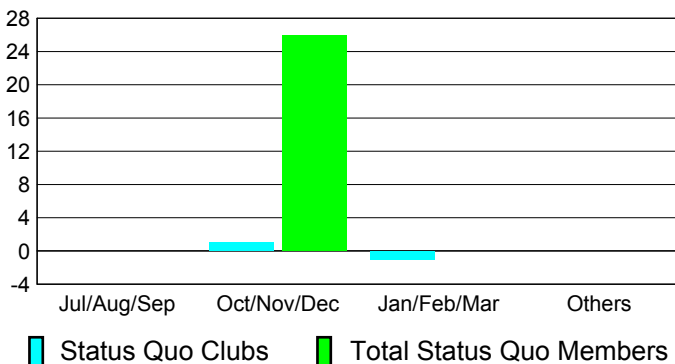
### Comparison of Club Gain/Loss

Current Year Compared to the Previous Year



### YTD Status Quo Clubs 2010-2011

Status Quo Clubs Compared to Status Quo Members



## MEMBERSHIP

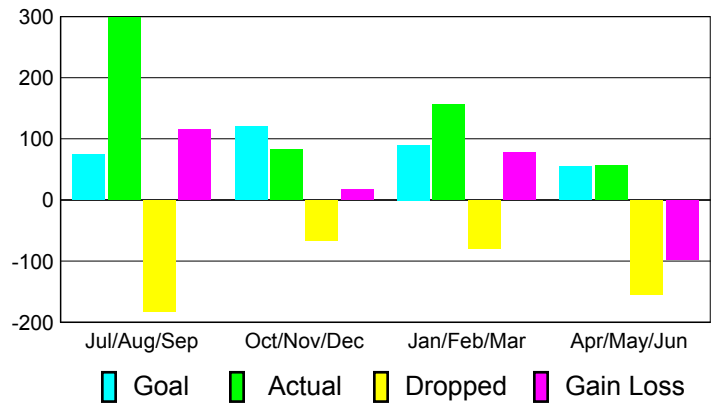
**Membership Results**  
2010-2011

**Membership**  
2009-2010

Month	Net Memb Goal	Actual New Memb	Actual Dropped Memb	Gain/Loss of Memb	Gain/Loss of Memb
Jul/Aug/Sep	75	298	-183	115	146
Oct/Nov/Dec	120	83	-66	17	70
Jan/Feb/Mar	90	157	-79	78	19
Apr/May/June	55	57	-155	-98	-56
<b>Totals</b>	<b>340</b>	<b>595</b>	<b>-483</b>	<b>112</b>	<b>179</b>

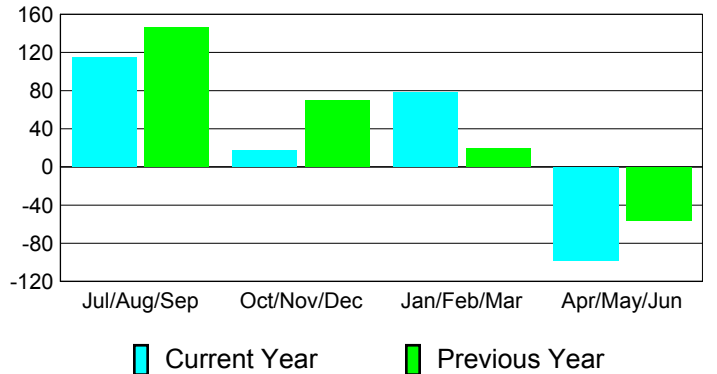
### Membership Results 2010-2011

Goal, New, Dropped, Gain/Loss

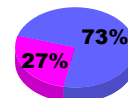


### Comparison of Membership Gain/Loss

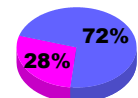
Current Year Compared to the Previous Year



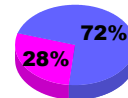
### Gender Comparison 2010-2011



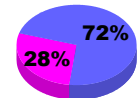
Jul/Aug/Sep



Oct/Nov/Dec



Jan/Feb/Mar



Apr/May/June

Male

Female



# 2010-2011 GMT Reports for District (or Undistricted) **District 324C1**

GMT: **M NAGARAJAN**

Location: **INDIA**

GMT CA: **6**

## CLUBS

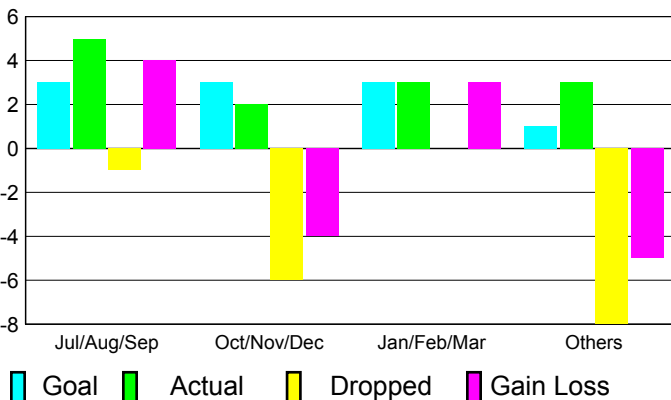
**Club Results  
2010-2011**

**Clubs  
2009-2010**

Month	New Club Goal	Actual New Clubs	Actual Dropped Clubs	Gain/Loss of Clubs	Gain/Loss of Clubs
Jul/Aug/Sep	3	5	-1	4	1
Oct/Nov/Dec	3	2	-6	-4	3
Jan/Feb/Mar	3	3	0	3	4
Apr/May/June	1	3	-8	-5	2
<b>Totals</b>	<b>10</b>	<b>13</b>	<b>-15</b>	<b>-2</b>	<b>10</b>

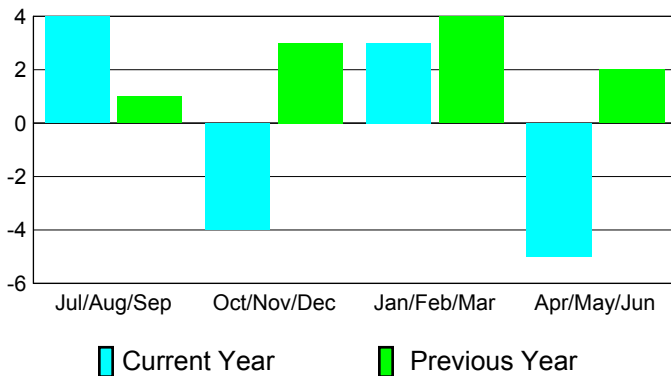
### Club Results 2010-2011

Goal, New, Dropped, Gain/Loss




### Comparison of Club Gain/Loss

Current Year Compared to the Previous Year



### YTD Status Quo Clubs 2010-2011

Status Quo Clubs Compared to Status Quo Members



## MEMBERSHIP

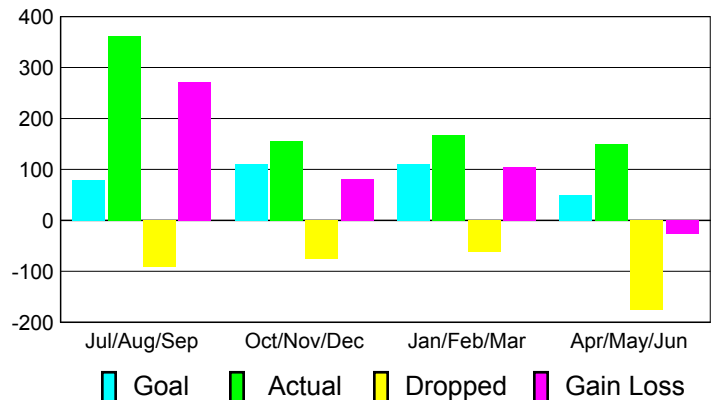
**Membership Results  
2010-2011**

**Membership  
2009-2010**

Month	Net Memb Goal	Actual New Memb	Actual Dropped Memb	Gain/Loss of Memb	Gain/Loss of Memb
Jul/Aug/Sep	80	362	-91	271	180
Oct/Nov/Dec	110	156	-75	81	135
Jan/Feb/Mar	110	167	-62	105	143
Apr/May/June	50	150	-176	-26	-20
<b>Totals</b>	<b>350</b>	<b>835</b>	<b>-404</b>	<b>431</b>	<b>438</b>

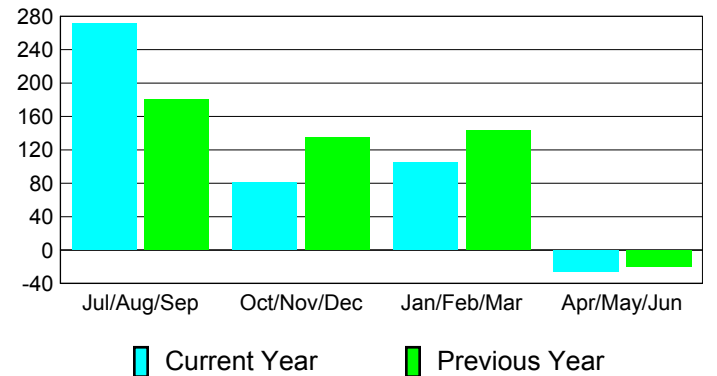
### Membership Results 2010-2011

Goal, New, Dropped, Gain/Loss

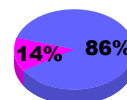


### Comparison of Membership Gain/Loss

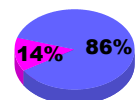
Current Year Compared to the Previous Year



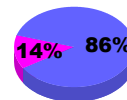
### Gender Comparison 2010-2011



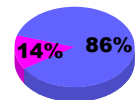
Jul/Aug/Sep



Oct/Nov/Dec



Jan/Feb/Mar



Apr/May/June

Male

Female



# 2010-2011 GMT Reports for District (or Undistricted) **District 324C2**

GMT: **M NAGARAJAN**

Location: **INDIA**

GMT CA: **6**

## CLUBS

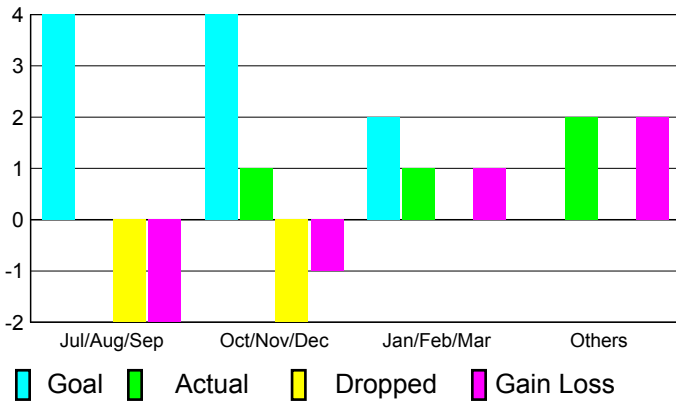
**Club Results  
2010-2011**

**Clubs  
2009-2010**

Month	New Club Goal	Actual New Clubs	Actual Dropped Clubs	Gain/Loss of Clubs	Gain/Loss of Clubs
Jul/Aug/Sep	4	0	-2	-2	1
Oct/Nov/Dec	4	1	-2	-1	0
Jan/Feb/Mar	2	1	0	1	-2
Apr/May/June	0	2	0	2	5
<b>Totals</b>	<b>10</b>	<b>4</b>	<b>-4</b>	<b>0</b>	<b>4</b>

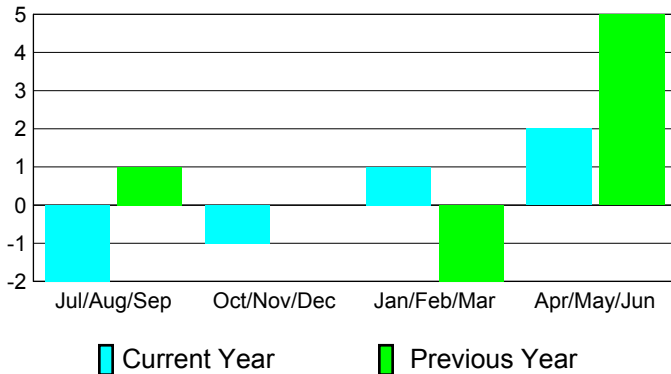
### Club Results 2010-2011

Goal, New, Dropped, Gain/Loss



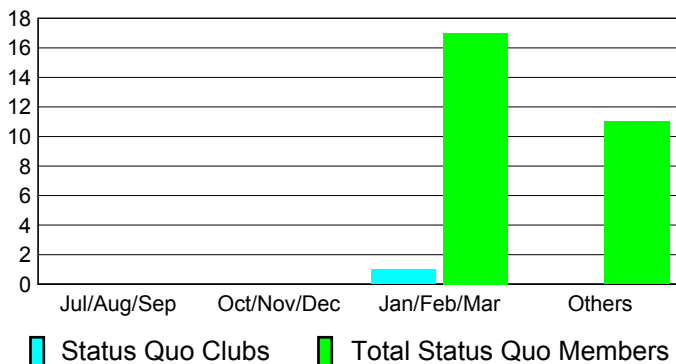
### Comparison of Club Gain/Loss

Current Year Compared to the Previous Year



### YTD Status Quo Clubs 2010-2011

Status Quo Clubs Compared to Status Quo Members



## MEMBERSHIP

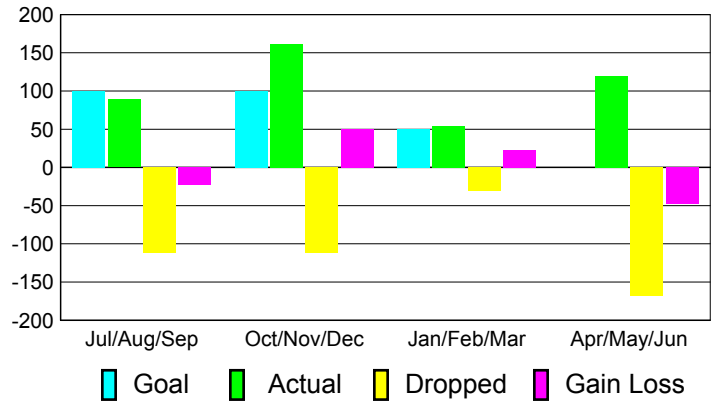
**Membership Results  
2010-2011**

**Membership  
2009-2010**

Month	Net Memb Goal	Actual New Memb	Actual Dropped Memb	Gain/Loss of Memb	Gain/Loss of Memb
Jul/Aug/Sep	100	89	-112	-23	-72
Oct/Nov/Dec	100	162	-112	50	-30
Jan/Feb/Mar	50	54	-31	23	-87
Apr/May/June	0	120	-168	-48	-114
<b>Totals</b>	<b>250</b>	<b>425</b>	<b>-423</b>	<b>2</b>	<b>-303</b>

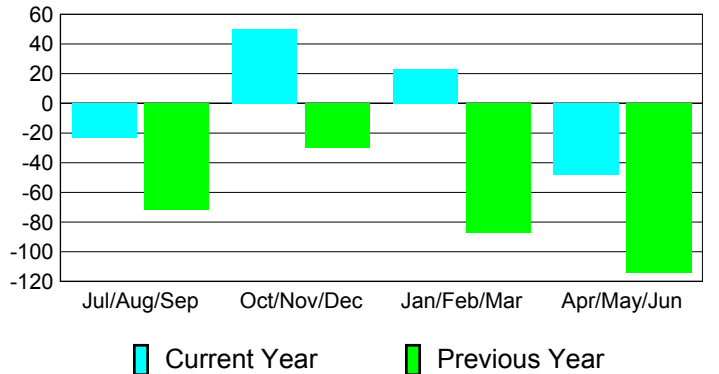
### Membership Results 2010-2011

Goal, New, Dropped, Gain/Loss

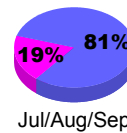


### Comparison of Membership Gain/Loss

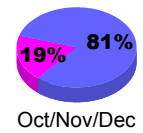
Current Year Compared to the Previous Year



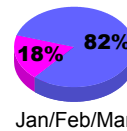
### Gender Comparison 2010-2011



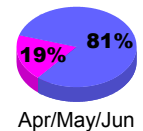
Jul/Aug/Sep



Oct/Nov/Dec



Jan/Feb/Mar



Apr/May/June

Male

Female



# 2010-2011 GMT Reports for District (or Undistricted) **District 324C3**

GMT: **M NAGARAJAN**

Location: **INDIA**

GMT CA: **6**

## CLUBS

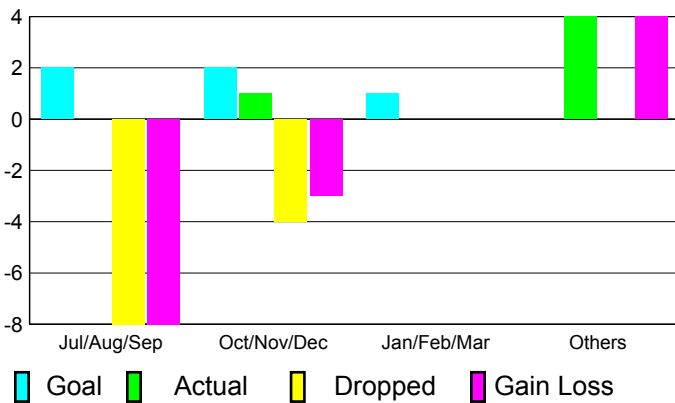
**Club Results**  
2010-2011

**Clubs**  
2009-2010

Month	New Club Goal	Actual New Clubs	Actual Dropped Clubs	Gain/Loss of Clubs	Gain/Loss of Clubs
Jul/Aug/Sep	2	0	-8	-8	3
Oct/Nov/Dec	2	1	-4	-3	1
Jan/Feb/Mar	1	0	0	0	0
Apr/May/Jun	0	4	0	4	1
<b>Totals</b>	<b>5</b>	<b>5</b>	<b>-12</b>	<b>-7</b>	<b>5</b>

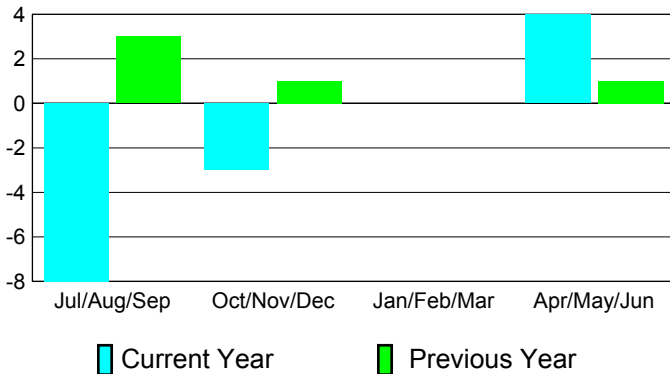
### Club Results 2010-2011

Goal, New, Dropped, Gain/Loss



### Comparison of Club Gain/Loss

Current Year Compared to the Previous Year



### YTD Status Quo Clubs 2010-2011

Status Quo Clubs Compared to Status Quo Members



## MEMBERSHIP

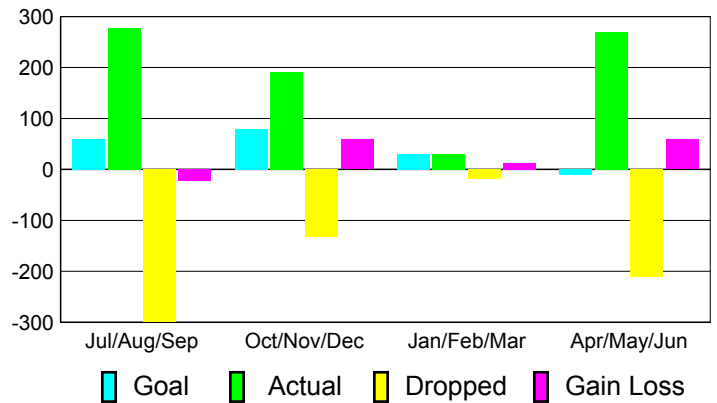
**Membership Results**  
2010-2011

**Membership**  
2009-2010

Month	Net Memb Goal	Actual New Memb	Actual Dropped Memb	Gain/Loss of Memb	Gain/Loss of Memb
Jul/Aug/Sep	60	277	-299	-22	192
Oct/Nov/Dec	80	192	-133	59	20
Jan/Feb/Mar	30	30	-18	12	15
Apr/May/Jun	-10	270	-211	59	-129
<b>Totals</b>	<b>160</b>	<b>769</b>	<b>-661</b>	<b>108</b>	<b>98</b>

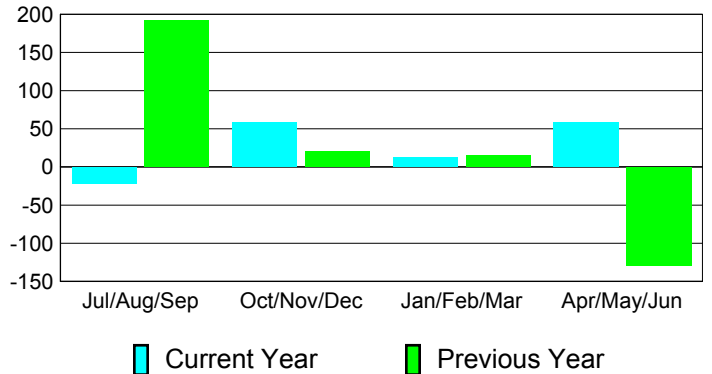
### Membership Results 2010-2011

Goal, New, Dropped, Gain/Loss

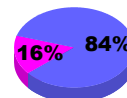


### Comparison of Membership Gain/Loss

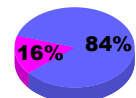
Current Year Compared to the Previous Year



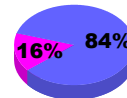
### Gender Comparison 2010-2011



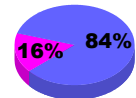
Jul/Aug/Sep



Oct/Nov/Dec



Jan/Feb/Mar



Apr/May/Jun

Male

Female



# 2010-2011 GMT Reports for District (or Undistricted) **District 324C4 INDIA**

GMT: **M NAGARAJAN**

Location: **INDIA**

GMT CA: **6**

## CLUBS

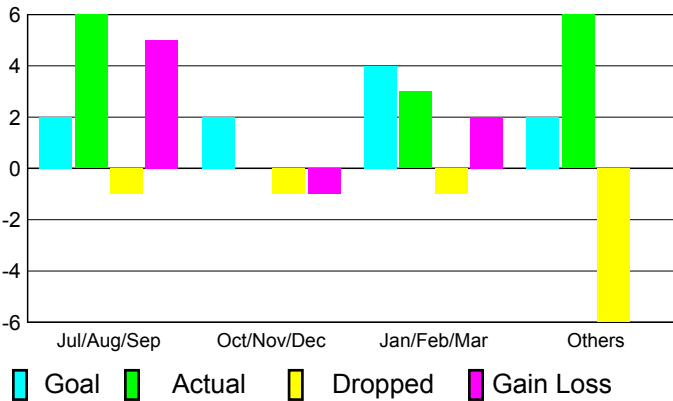
**Club Results**  
2010-2011

**Clubs**  
2009-2010

Month	New Club Goal	Actual New Clubs	Actual Dropped Clubs	Gain/Loss of Clubs	Gain/Loss of Clubs
Jul/Aug/Sep	2	6	-1	5	4
Oct/Nov/Dec	2	0	-1	-1	5
Jan/Feb/Mar	4	3	-1	2	-1
Apr/May/June	2	6	-6	0	22
<b>Totals</b>	<b>10</b>	<b>15</b>	<b>-9</b>	<b>6</b>	<b>30</b>

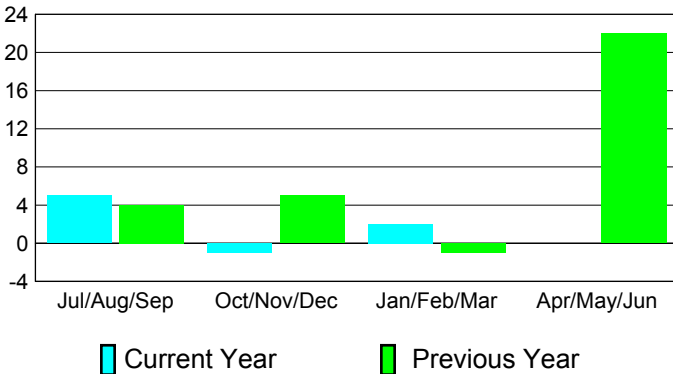
### Club Results 2010-2011

Goal, New, Dropped, Gain/Loss



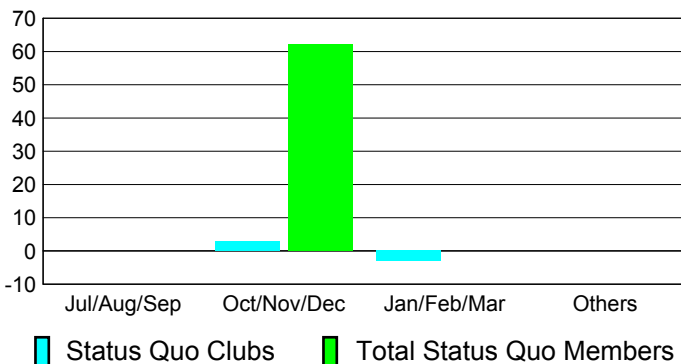
### Comparison of Club Gain/Loss

Current Year Compared to the Previous Year



### YTD Status Quo Clubs 2010-2011

Status Quo Clubs Compared to Status Quo Members



## MEMBERSHIP

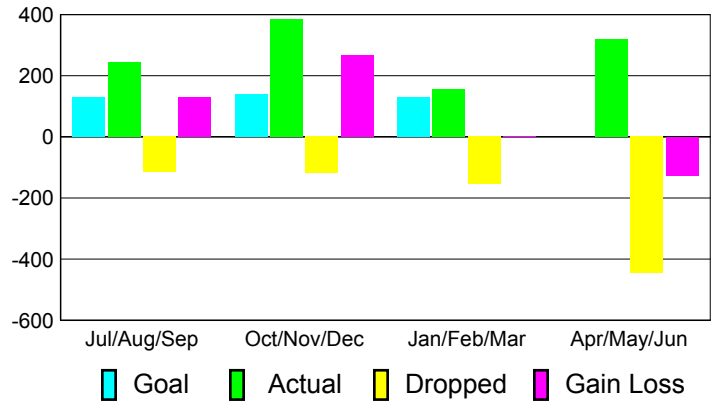
**Membership Results**  
2010-2011

**Membership**  
2009-2010

Month	Net Memb Goal	Actual New Memb	Actual Dropped Memb	Gain/Loss of Memb	Gain/Loss of Memb
Jul/Aug/Sep	130	244	-115	129	187
Oct/Nov/Dec	140	386	-118	268	181
Jan/Feb/Mar	130	156	-154	2	53
Apr/May/June	0	318	-445	-127	226
<b>Totals</b>	<b>400</b>	<b>1104</b>	<b>-832</b>	<b>272</b>	<b>647</b>

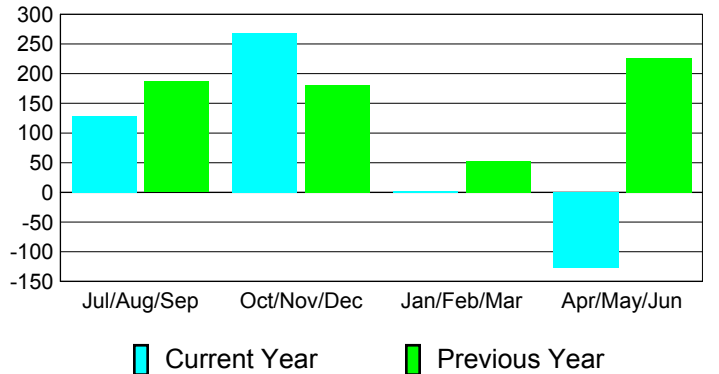
### Membership Results 2010-2011

Goal, New, Dropped, Gain/Loss

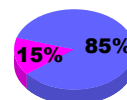


### Comparison of Membership Gain/Loss

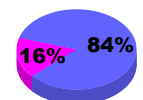
Current Year Compared to the Previous Year



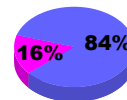
### Gender Comparison 2010-2011



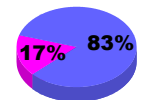
Jul/Aug/Sep



Oct/Nov/Dec



Jan/Feb/Mar



Apr/May/June

Male

Female



# 2010-2011 GMT Reports for District (or Undistricted) **District 324C5**

**GMT: M NAGARAJAN**

**Location: INDIA**

**GMT CA: 6**

## CLUBS

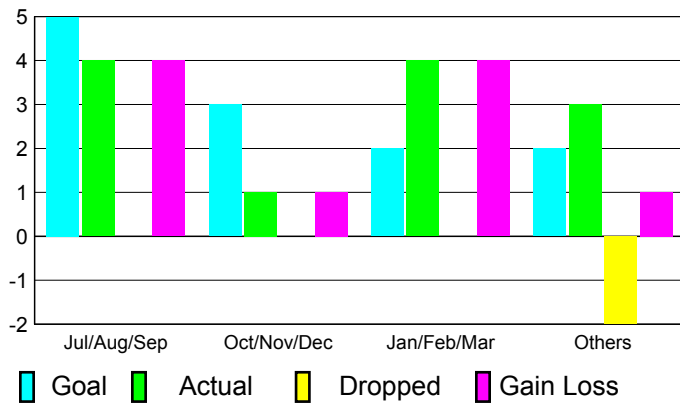
**Club Results  
2010-2011**

**Clubs  
2009-2010**

Month	New Club Goal	Actual New Clubs	Actual Dropped Clubs	Gain/Loss of Clubs	Gain/Loss of Clubs
Jul/Aug/Sep	5	4	0	4	1
Oct/Nov/Dec	3	1	0	1	2
Jan/Feb/Mar	2	4	0	4	0
Apr/May/June	2	3	-2	1	0
<b>Totals</b>	<b>12</b>	<b>12</b>	<b>-2</b>	<b>10</b>	<b>3</b>

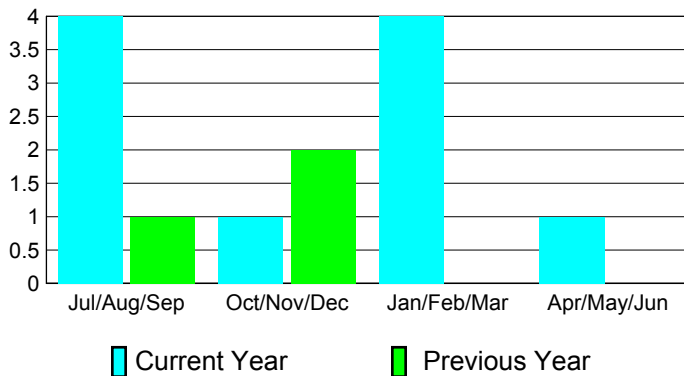
### Club Results 2010-2011

Goal, New, Dropped, Gain/Loss




### Comparison of Club Gain/Loss

Current Year Compared to the Previous Year



### YTD Status Quo Clubs 2010-2011

Status Quo Clubs Compared to Status Quo Members



## MEMBERSHIP

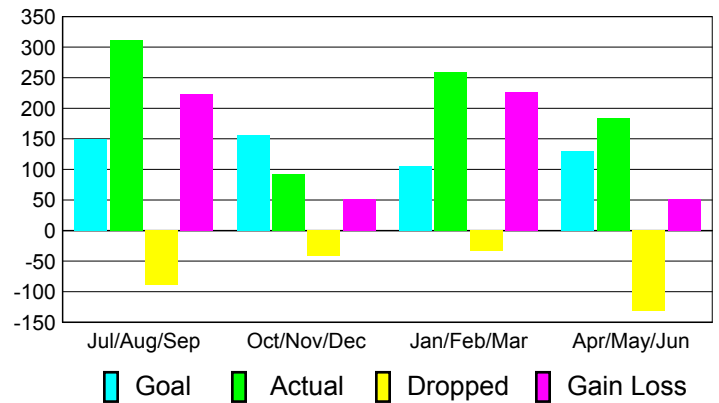
**Membership Results  
2010-2011**

**Membership  
2009-2010**

Month	Net Memb Goal	Actual New Memb	Actual Dropped Memb	Gain/Loss of Memb	Gain/Loss of Memb
Jul/Aug/Sep	150	312	-89	223	88
Oct/Nov/Dec	156	93	-41	52	65
Jan/Feb/Mar	105	260	-34	226	-24
Apr/May/June	130	184	-132	52	-11
<b>Totals</b>	<b>541</b>	<b>849</b>	<b>-296</b>	<b>553</b>	<b>118</b>

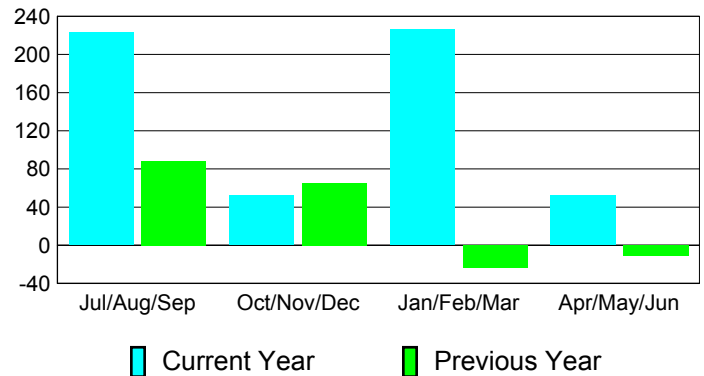
### Membership Results 2010-2011

Goal, New, Dropped, Gain/Loss

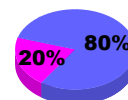


### Comparison of Membership Gain/Loss

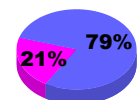
Current Year Compared to the Previous Year



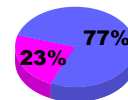
### Gender Comparison 2010-2011



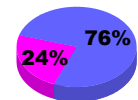
Jul/Aug/Sep



Oct/Nov/Dec



Jan/Feb/Mar



Apr/May/June

Male

Female





# 2010-2011 GMT Reports for District (or Undistricted) **District 324C6**

GMT: **M NAGARAJAN**

Location: **INDIA**

GMT CA: **6**

## CLUBS

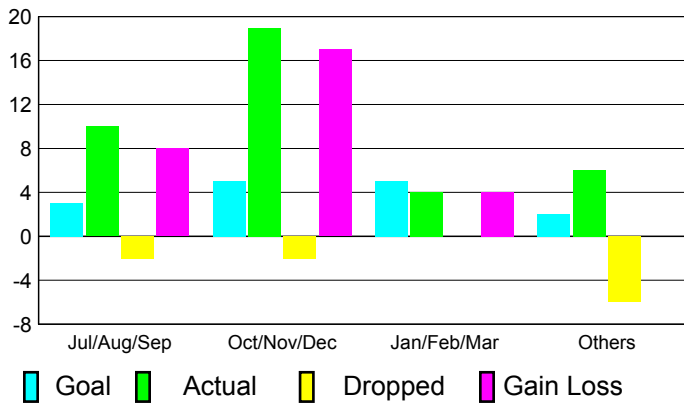
**Club Results**  
2010-2011

**Clubs**  
2009-2010

Month	New Club Goal	Actual New Clubs	Actual Dropped Clubs	Gain/Loss of Clubs	Gain/Loss of Clubs
Jul/Aug/Sep	3	10	-2	8	4
Oct/Nov/Dec	5	19	-2	17	1
Jan/Feb/Mar	5	4	0	4	4
Apr/May/June	2	6	-6	0	6
<b>Totals</b>	<b>15</b>	<b>39</b>	<b>-10</b>	<b>29</b>	<b>15</b>

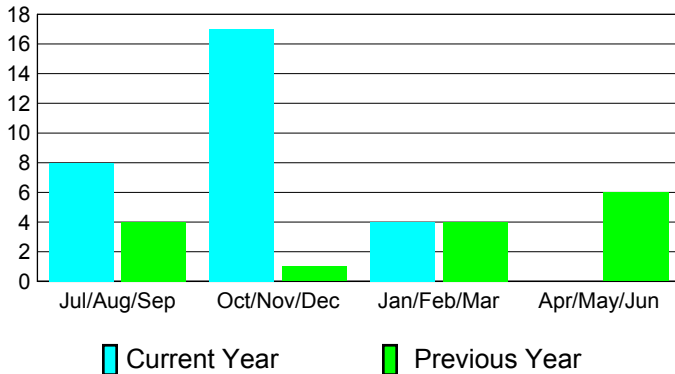
### Club Results 2010-2011

Goal, New, Dropped, Gain/Loss



### Comparison of Club Gain/Loss

Current Year Compared to the Previous Year



### YTD Status Quo Clubs 2010-2011

Status Quo Clubs Compared to Status Quo Members



## MEMBERSHIP

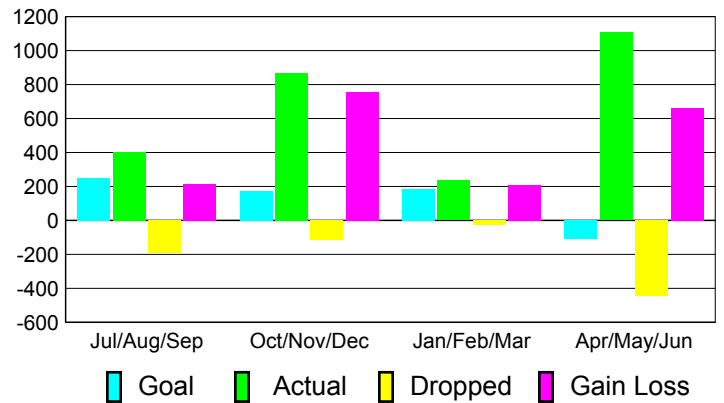
**Membership Results**  
2010-2011

**Membership**  
2009-2010

Month	Net Memb Goal	Actual New Memb	Actual Dropped Memb	Gain/Loss of Memb	Gain/Loss of Memb
Jul/Aug/Sep	250	404	-191	213	17
Oct/Nov/Dec	175	870	-113	757	157
Jan/Feb/Mar	185	234	-26	208	140
Apr/May/June	-110	1107	-447	660	47
<b>Totals</b>	<b>500</b>	<b>2615</b>	<b>-777</b>	<b>1838</b>	<b>361</b>

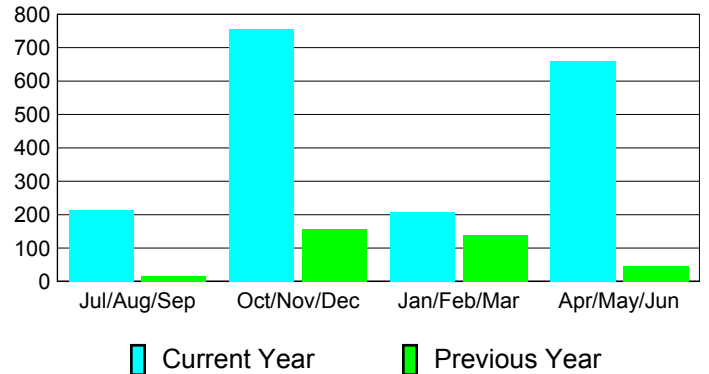
### Membership Results 2010-2011

Goal, New, Dropped, Gain/Loss

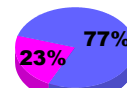


### Comparison of Membership Gain/Loss

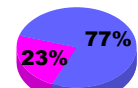
Current Year Compared to the Previous Year



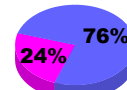
### Gender Comparison 2010-2011



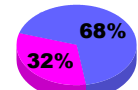
Jul/Aug/Sep



Oct/Nov/Dec



Jan/Feb/Mar



Apr/May/June

Male

Female



# 2010-2011 GMT Reports for District (or Undistricted) **District 324C7**

GMT: **M NAGARAJAN**

Location: **INDIA**

GMT CA: **6**

## CLUBS

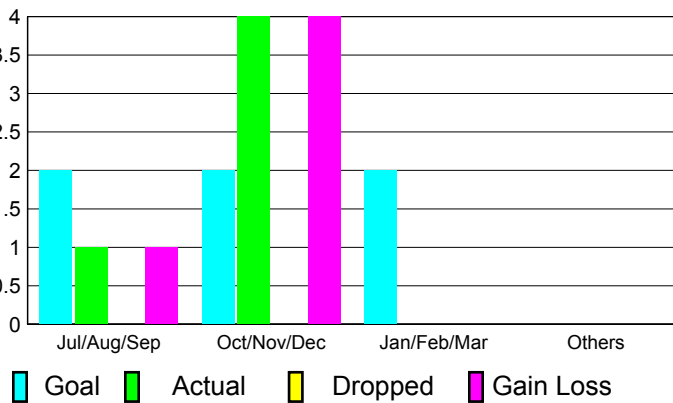
**Club Results**  
2010-2011

**Clubs**  
2009-2010

Month	New Club Goal	Actual New Clubs	Actual Dropped Clubs	Gain/Loss of Clubs	Gain/Loss of Clubs
Jul/Aug/Sep	2	1	0	1	0
Oct/Nov/Dec	2	4	0	4	3
Jan/Feb/Mar	2	0	0	0	0
Apr/May/June	0	0	0	0	3
<b>Totals</b>	<b>6</b>	<b>5</b>	<b>0</b>	<b>5</b>	<b>6</b>

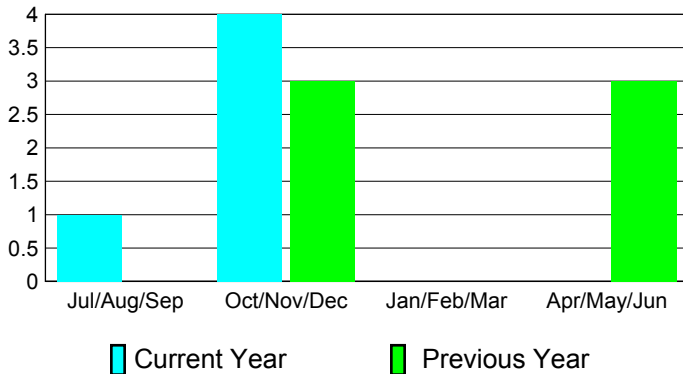
### Club Results 2010-2011

Goal, New, Dropped, Gain/Loss



### Comparison of Club Gain/Loss

Current Year Compared to the Previous Year



### YTD Status Quo Clubs 2010-2011

Status Quo Clubs Compared to Status Quo Members



## MEMBERSHIP

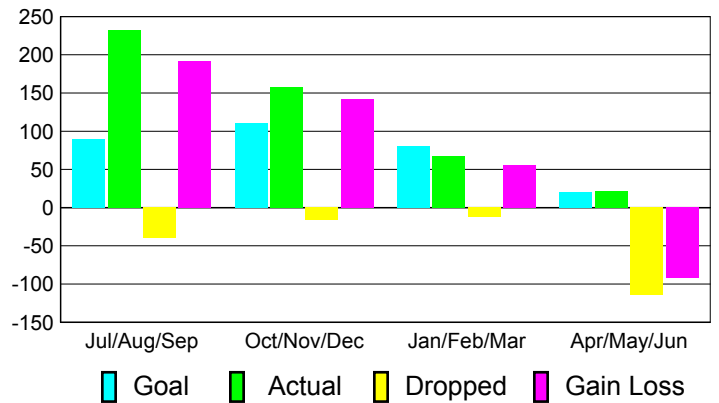
**Membership Results**  
2010-2011

**Membership**  
2009-2010

Month	Net Memb Goal	Actual New Memb	Actual Dropped Memb	Gain/Loss of Memb	Gain/Loss of Memb
Jul/Aug/Sep	90	232	-40	192	-6
Oct/Nov/Dec	110	158	-16	142	113
Jan/Feb/Mar	80	67	-12	55	85
Apr/May/June	20	22	-114	-92	4
<b>Totals</b>	<b>300</b>	<b>479</b>	<b>-182</b>	<b>297</b>	<b>196</b>

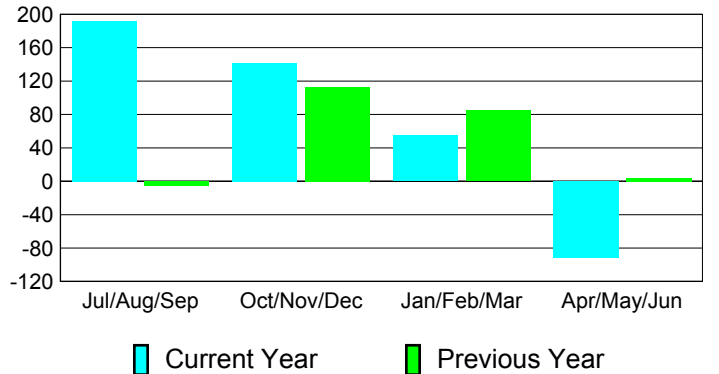
### Membership Results 2010-2011

Goal, New, Dropped, Gain/Loss

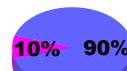


### Comparison of Membership Gain/Loss

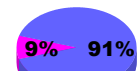
Current Year Compared to the Previous Year



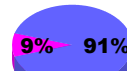
### Gender Comparison 2010-2011



Jul/Aug/Sep



Oct/Nov/Dec



Jan/Feb/Mar



Apr/May/June

Male

Female



# 2010-2011 GMT Reports for District (or Undistricted) **District 324C8**

GMT: **M NAGARAJAN**

Location: **INDIA**

GMT CA: **6**

## CLUBS

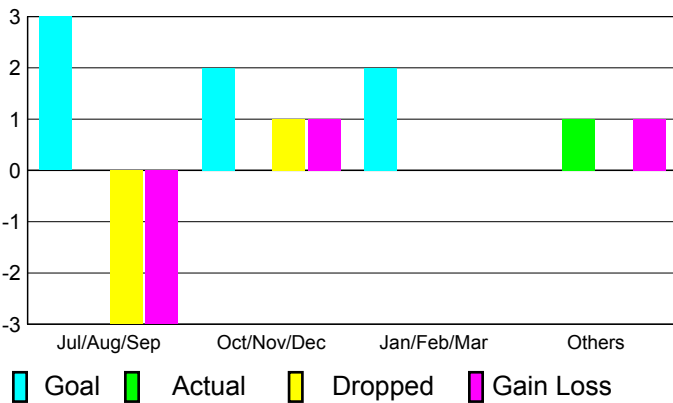
**Club Results**  
2010-2011

**Clubs**  
2009-2010

Month	New Club Goal	Actual New Clubs	Actual Dropped Clubs	Gain/Loss of Clubs	Gain/Loss of Clubs
Jul/Aug/Sep	3	0	-3	-3	-1
Oct/Nov/Dec	2	0	1	1	1
Jan/Feb/Mar	2	0	0	0	1
Apr/May/Jun	0	1	0	1	2
<b>Totals</b>	<b>7</b>	<b>1</b>	<b>-2</b>	<b>-1</b>	<b>3</b>

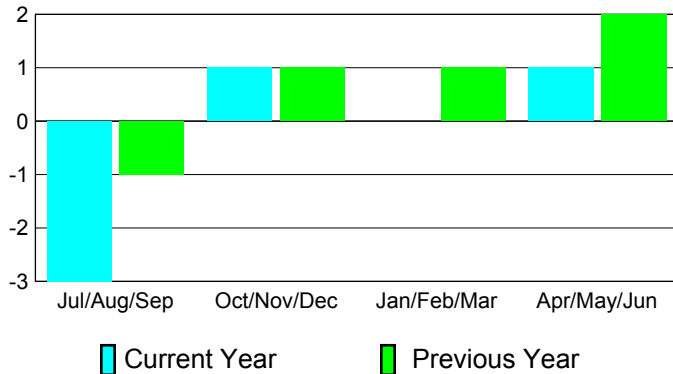
### Club Results 2010-2011

Goal, New, Dropped, Gain/Loss



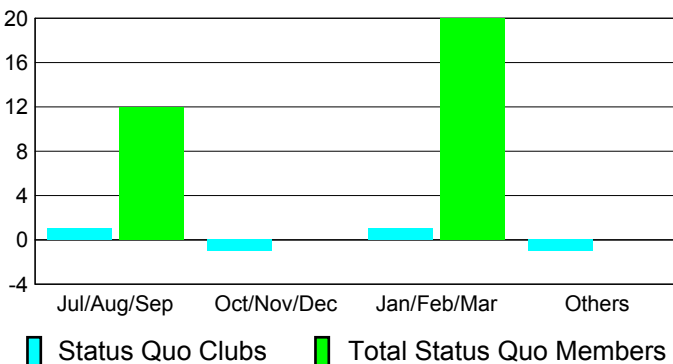
### Comparison of Club Gain/Loss

Current Year Compared to the Previous Year



### YTD Status Quo Clubs 2010-2011

Status Quo Clubs Compared to Status Quo Members



## MEMBERSHIP

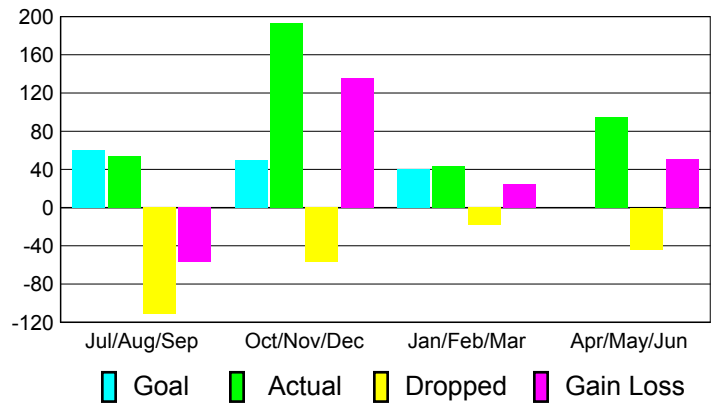
**Membership Results**  
2010-2011

**Membership**  
2009-2010

Month	Net Memb Goal	Actual New Memb	Actual Dropped Memb	Gain/Loss of Memb	Gain/Loss of Memb
Jul/Aug/Sep	60	54	-111	-57	-57
Oct/Nov/Dec	50	193	-57	136	22
Jan/Feb/Mar	40	43	-18	25	22
Apr/May/Jun	0	95	-44	51	-2
<b>Totals</b>	<b>150</b>	<b>385</b>	<b>-230</b>	<b>155</b>	<b>-15</b>

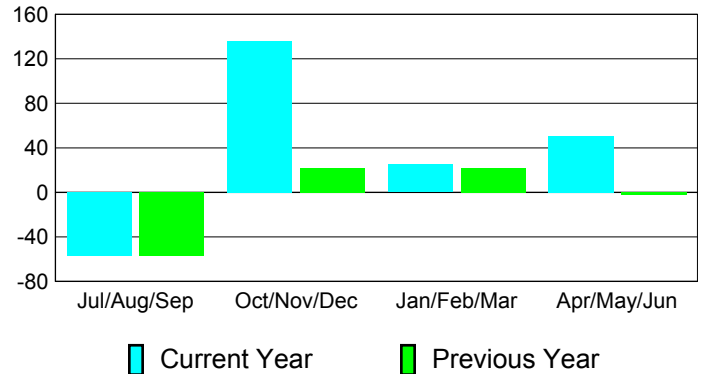
### Membership Results 2010-2011

Goal, New, Dropped, Gain/Loss

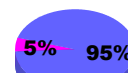


### Comparison of Membership Gain/Loss

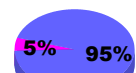
Current Year Compared to the Previous Year



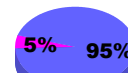
### Gender Comparison 2010-2011



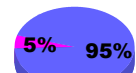
Jul/Aug/Sep



Oct/Nov/Dec



Jan/Feb/Mar



Apr/May/Jun

Male

Female



# 2010-2011 GMT Reports for District (or Undistricted) **District 324C9**

GMT: **M NAGARAJAN**

Location: **INDIA**

GMT CA: **6**

## CLUBS

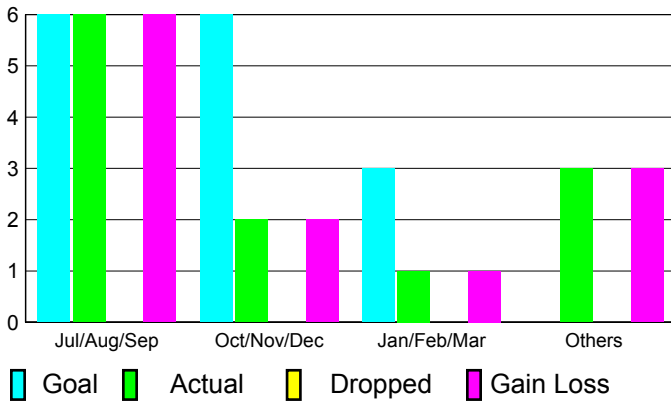
**Club Results  
2010-2011**

**Clubs  
2009-2010**

Month	New Club Goal	Actual New Clubs	Actual Dropped Clubs	Gain/Loss of Clubs	Gain/Loss of Clubs
Jul/Aug/Sep	6	6	0	6	9
Oct/Nov/Dec	6	2	0	2	1
Jan/Feb/Mar	3	1	0	1	1
Apr/May/June	0	3	0	3	0
<b>Totals</b>	<b>15</b>	<b>12</b>	<b>0</b>	<b>12</b>	<b>11</b>

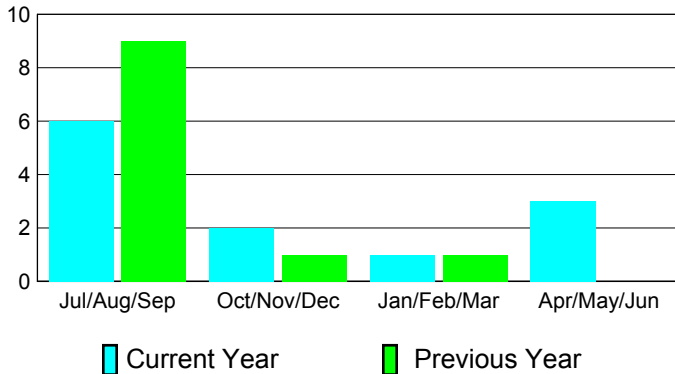
### Club Results 2010-2011

Goal, New, Dropped, Gain/Loss




### Comparison of Club Gain/Loss

Current Year Compared to the Previous Year



### YTD Status Quo Clubs 2010-2011

Status Quo Clubs Compared to Status Quo Members



## MEMBERSHIP

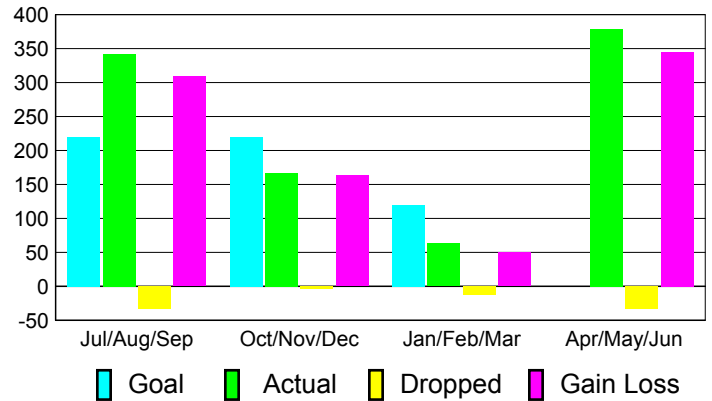
**Membership Results  
2010-2011**

**Membership  
2009-2010**

Month	Net Memb Goal	Actual New Memb	Actual Dropped Memb	Gain/Loss of Memb	Gain/Loss of Memb
Jul/Aug/Sep	220	342	-33	309	281
Oct/Nov/Dec	220	167	-4	163	138
Jan/Feb/Mar	120	63	-13	50	136
Apr/May/June	0	379	-34	345	-11
<b>Totals</b>	<b>560</b>	<b>951</b>	<b>-84</b>	<b>867</b>	<b>544</b>

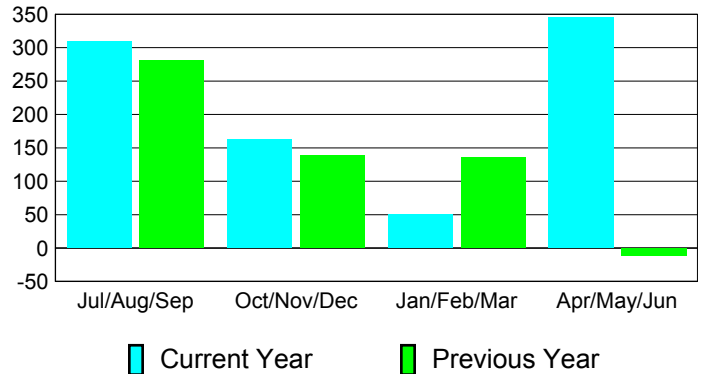
### Membership Results 2010-2011

Goal, New, Dropped, Gain/Loss

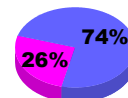


### Comparison of Membership Gain/Loss

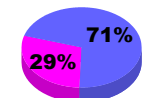
Current Year Compared to the Previous Year



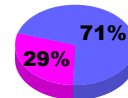
### Gender Comparison 2010-2011



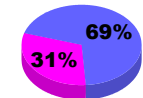
Jul/Aug/Sep



Oct/Nov/Dec



Jan/Feb/Mar



Apr/May/June

Male

Female



# 2010-2011 GMT Reports for District (or Undistricted) **District 324D1 INDIA**

GMT: **M NAGARAJAN**

Location: **INDIA**

GMT CA: **6**

## CLUBS

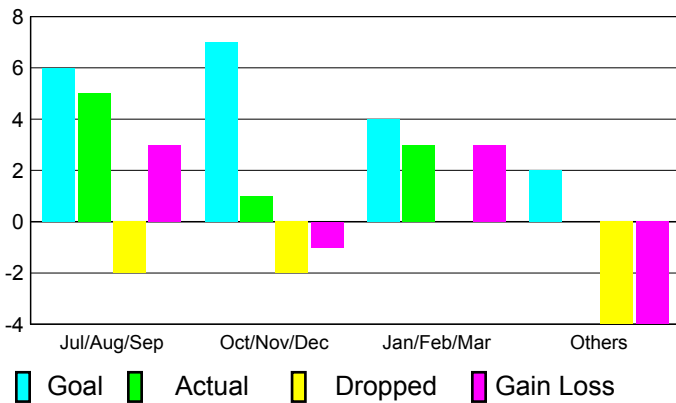
**Club Results  
2010-2011**

**Clubs  
2009-2010**

Month	New Club Goal	Actual New Clubs	Actual Dropped Clubs	Gain/Loss of Clubs	Gain/Loss of Clubs
Jul/Aug/Sep	6	5	-2	3	2
Oct/Nov/Dec	7	1	-2	-1	1
Jan/Feb/Mar	4	3	0	3	7
Apr/May/June	2	0	-4	-4	0
<b>Totals</b>	<b>19</b>	<b>9</b>	<b>-8</b>	<b>1</b>	<b>10</b>

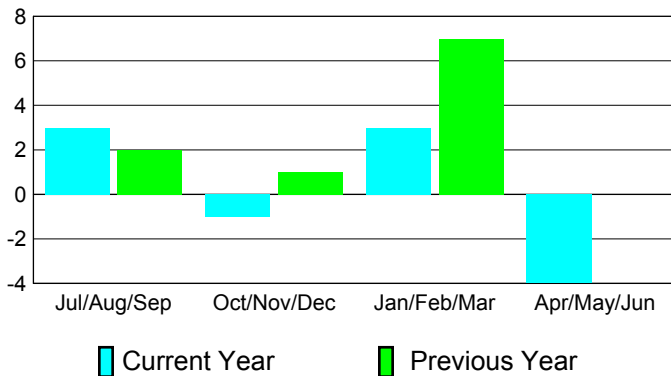
### Club Results 2010-2011

Goal, New, Dropped, Gain/Loss



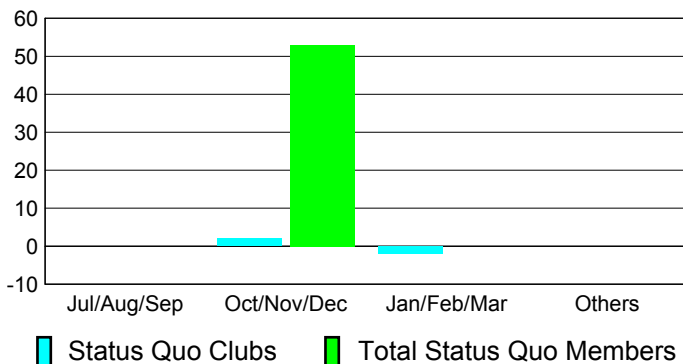
### Comparison of Club Gain/Loss

Current Year Compared to the Previous Year



### YTD Status Quo Clubs 2010-2011

Status Quo Clubs Compared to Status Quo Members



## MEMBERSHIP

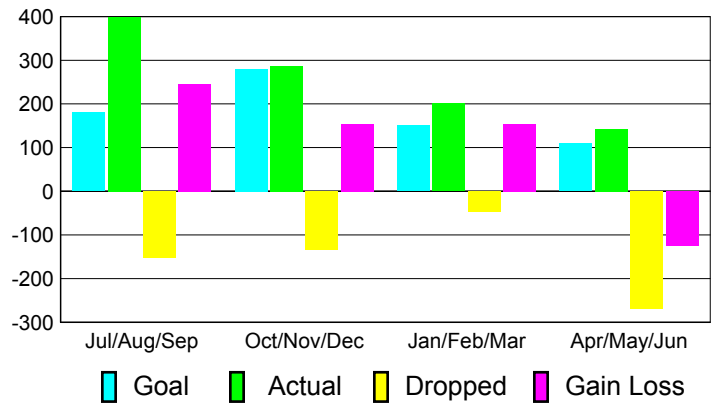
**Membership Results  
2010-2011**

**Membership  
2009-2010**

Month	Net Memb Goal	Actual New Memb	Actual Dropped Memb	Gain/Loss of Memb	Gain/Loss of Memb
Jul/Aug/Sep	180	399	-153	246	81
Oct/Nov/Dec	280	287	-133	154	-11
Jan/Feb/Mar	150	201	-47	154	348
Apr/May/June	110	143	-268	-125	-110
<b>Totals</b>	<b>720</b>	<b>1030</b>	<b>-601</b>	<b>429</b>	<b>308</b>

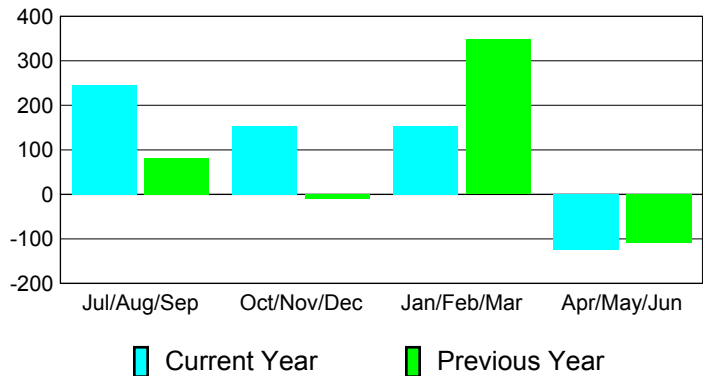
### Membership Results 2010-2011

Goal, New, Dropped, Gain/Loss

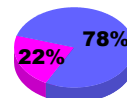


### Comparison of Membership Gain/Loss

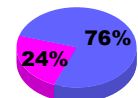
Current Year Compared to the Previous Year



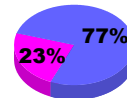
### Gender Comparison 2010-2011



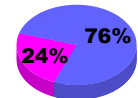
Jul/Aug/Sep



Oct/Nov/Dec



Jan/Feb/Mar



Apr/May/June

Male

Female



# 2010-2011 GMT Reports for District (or Undistricted) **District 324D2 INDIA**

GMT: **M NAGARAJAN**

Location: **INDIA**

GMT CA: **6**

## CLUBS

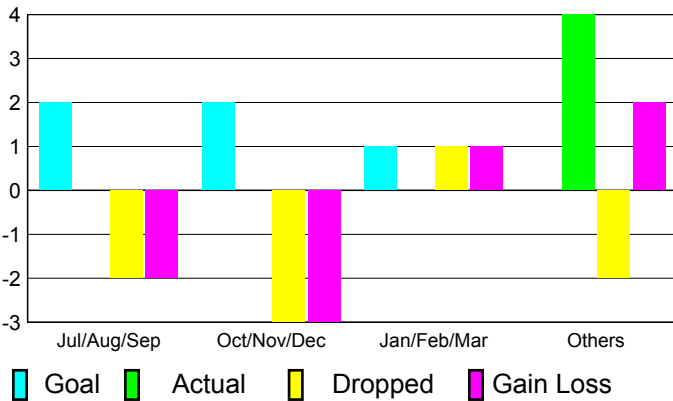
**Club Results  
2010-2011**

**Clubs  
2009-2010**

Month	New Club Goal	Actual New Clubs	Actual Dropped Clubs	Gain/Loss of Clubs	Gain/Loss of Clubs
Jul/Aug/Sep	2	0	-2	-2	2
Oct/Nov/Dec	2	0	-3	-3	2
Jan/Feb/Mar	1	0	1	1	1
Apr/May/June	0	4	-2	2	2
<b>Totals</b>	<b>5</b>	<b>4</b>	<b>-6</b>	<b>-2</b>	<b>7</b>

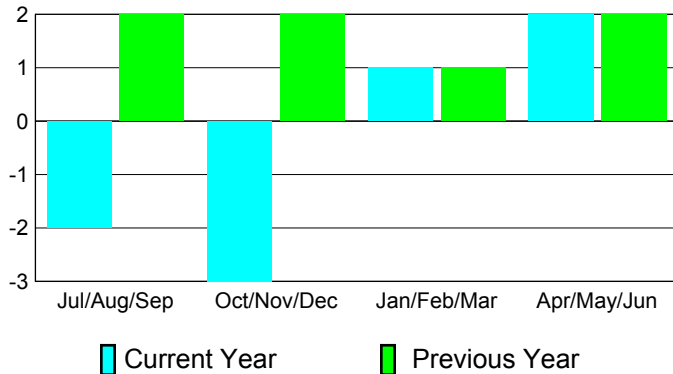
### Club Results 2010-2011

Goal, New, Dropped, Gain/Loss




### Comparison of Club Gain/Loss

Current Year Compared to the Previous Year



### YTD Status Quo Clubs 2010-2011

Status Quo Clubs Compared to Status Quo Members



## MEMBERSHIP

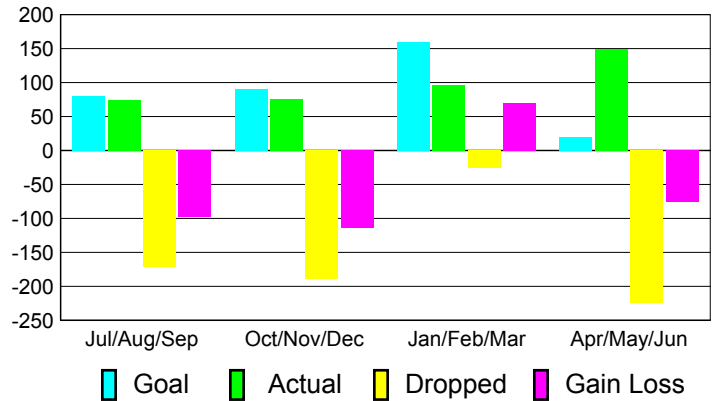
**Membership Results  
2010-2011**

**Membership  
2009-2010**

Month	Net Memb Goal	Actual New Memb	Actual Dropped Memb	Gain/Loss of Memb	Gain/Loss of Memb
Jul/Aug/Sep	80	74	-172	-98	88
Oct/Nov/Dec	90	75	-189	-114	270
Jan/Feb/Mar	160	96	-26	70	203
Apr/May/June	20	149	-225	-76	38
<b>Totals</b>	<b>350</b>	<b>394</b>	<b>-612</b>	<b>-218</b>	<b>599</b>

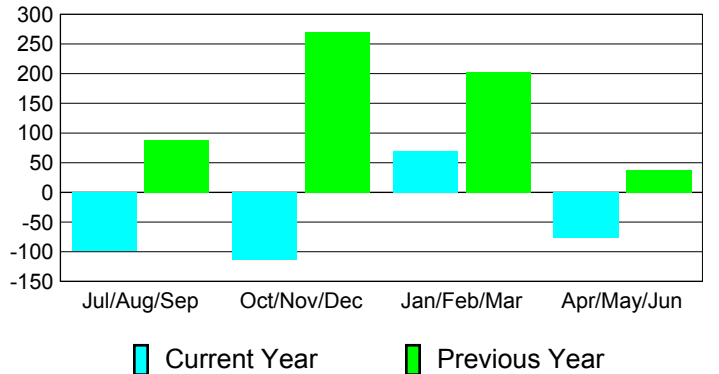
### Membership Results 2010-2011

Goal, New, Dropped, Gain/Loss

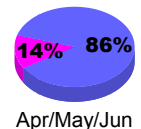
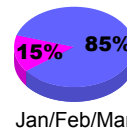
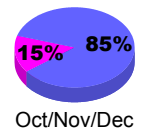
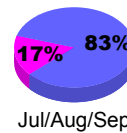


### Comparison of Membership Gain/Loss

Current Year Compared to the Previous Year



### Gender Comparison 2010-2011



Male

Female



# 2010-2011 GMT Reports for District (or Undistricted) **District 324D4**

GMT: **M NAGARAJAN**

Location: **INDIA**

GMT CA: **6**

## CLUBS

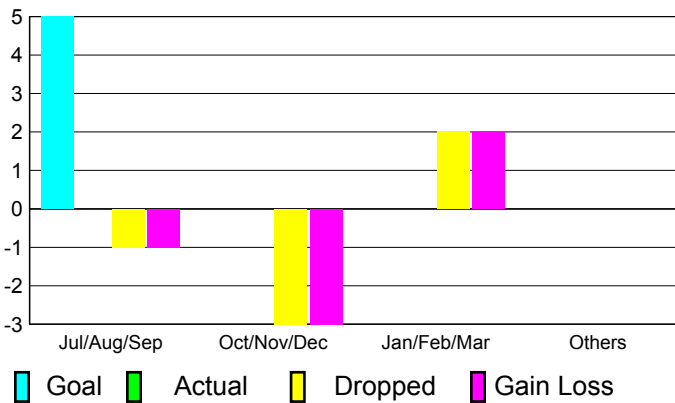
**Club Results**  
2010-2011

**Clubs**  
2009-2010

Month	New Club Goal	Actual New Clubs	Actual Dropped Clubs	Gain/Loss of Clubs	Gain/Loss of Clubs
Jul/Aug/Sep	5	0	-1	-1	0
Oct/Nov/Dec	0	0	-3	-3	0
Jan/Feb/Mar	0	0	2	2	0
Apr/May/Jun	0	0	0	0	2
<b>Totals</b>	<b>5</b>	<b>0</b>	<b>-2</b>	<b>-2</b>	<b>2</b>

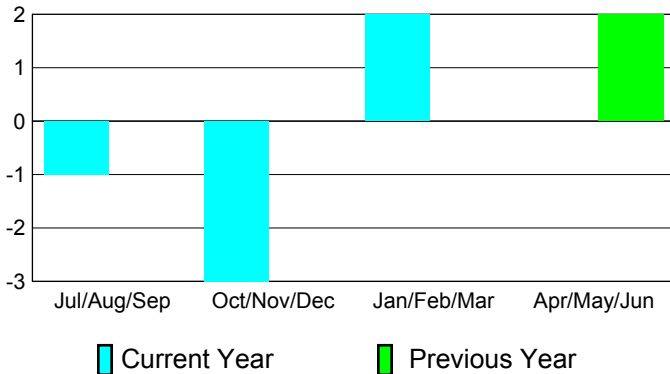
### Club Results 2010-2011

Goal, New, Dropped, Gain/Loss



### Comparison of Club Gain/Loss

Current Year Compared to the Previous Year



### YTD Status Quo Clubs 2010-2011

Status Quo Clubs Compared to Status Quo Members



## MEMBERSHIP

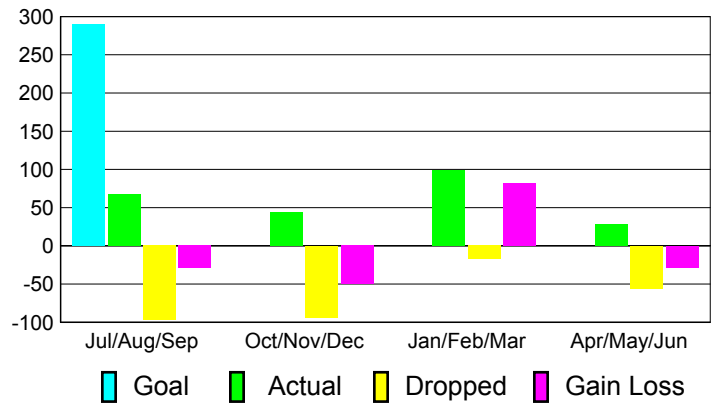
**Membership Results**  
2010-2011

**Membership**  
2009-2010

Month	Net Memb Goal	Actual New Memb	Actual Dropped Memb	Gain/Loss of Memb	Gain/Loss of Memb
Jul/Aug/Sep	290	68	-97	-29	0
Oct/Nov/Dec	0	44	-94	-50	29
Jan/Feb/Mar	0	99	-17	82	22
Apr/May/Jun	0	28	-56	-28	83
<b>Totals</b>	<b>290</b>	<b>239</b>	<b>-264</b>	<b>-25</b>	<b>134</b>

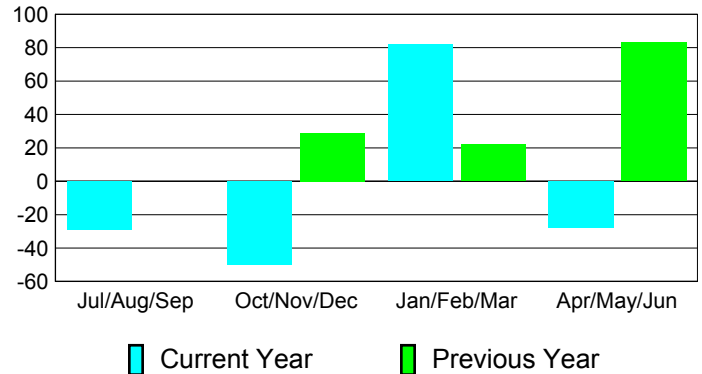
### Membership Results 2010-2011

Goal, New, Dropped, Gain/Loss

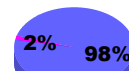


### Comparison of Membership Gain/Loss

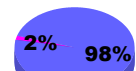
Current Year Compared to the Previous Year



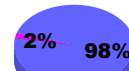
### Gender Comparison 2010-2011



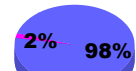
Jul/Aug/Sep



Oct/Nov/Dec



Jan/Feb/Mar



Apr/May/Jun

Male

Female



# 2010-2011 GMT Reports for District (or Undistricted) **District 324D5**

**GMT: M NAGARAJAN**

**Location: INDIA**

**GMT CA: 6**

## CLUBS

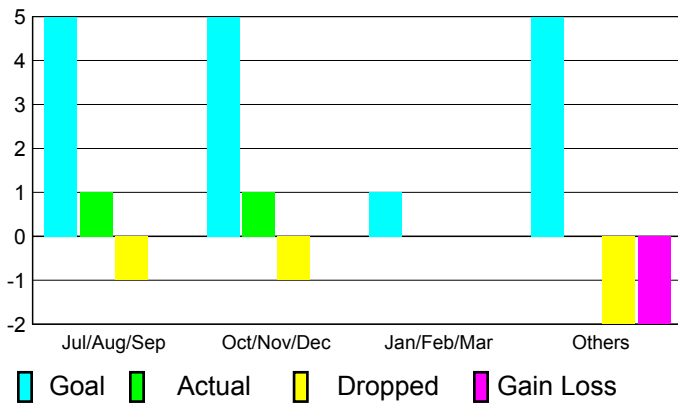
Club Results  
2010-2011

Clubs  
2009-2010

Month	New Club Goal	Actual New Clubs	Actual Dropped Clubs	Gain/Loss of Clubs	Gain/Loss of Clubs
Jul/Aug/Sep	5	1	-1	0	4
Oct/Nov/Dec	5	1	-1	0	1
Jan/Feb/Mar	1	0	0	0	6
Apr/May/June	5	0	-2	-2	9
<b>Totals</b>	<b>16</b>	<b>2</b>	<b>-4</b>	<b>-2</b>	<b>20</b>

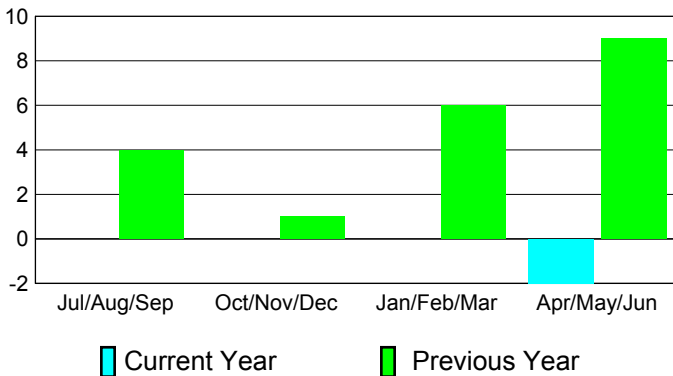
### Club Results 2010-2011

Goal, New, Dropped, Gain/Loss




### Comparison of Club Gain/Loss

Current Year Compared to the Previous Year



### YTD Status Quo Clubs 2010-2011

Status Quo Clubs Compared to Status Quo Members



## MEMBERSHIP

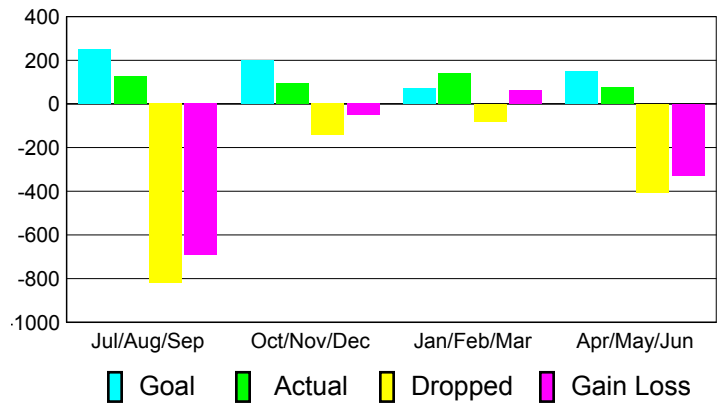
Membership Results  
2010-2011

Membership  
2009-2010

Month	Net Memb Goal	Actual New Memb	Actual Dropped Memb	Gain/Loss of Memb	Gain/Loss of Memb
Jul/Aug/Sep	250	128	-820	-692	107
Oct/Nov/Dec	200	92	-142	-50	308
Jan/Feb/Mar	70	141	-80	61	408
Apr/May/June	150	77	-405	-328	940
<b>Totals</b>	<b>670</b>	<b>438</b>	<b>-1447</b>	<b>-1009</b>	<b>1763</b>

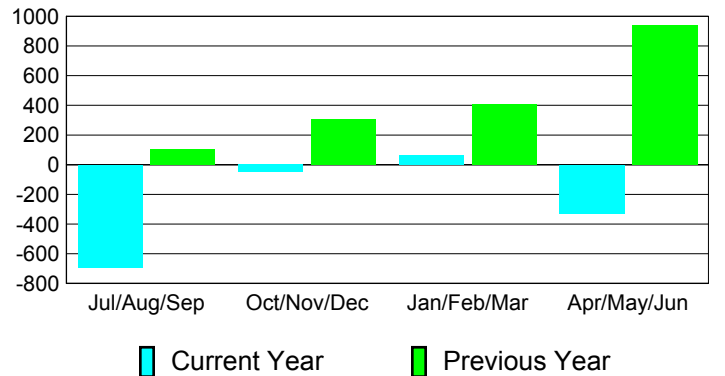
### Membership Results 2010-2011

Goal, New, Dropped, Gain/Loss

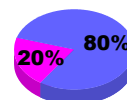


### Comparison of Membership Gain/Loss

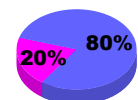
Current Year Compared to the Previous Year



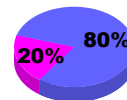
### Gender Comparison 2010-2011



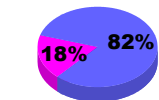
Jul/Aug/Sep



Oct/Nov/Dec



Jan/Feb/Mar



Apr/May/June

Male

Female





# 2010-2011 GMT Reports for District (or Undistricted) **District 324D6**

GMT: **M NAGARAJAN**

Location: **INDIA**

GMT CA: **6**

## CLUBS

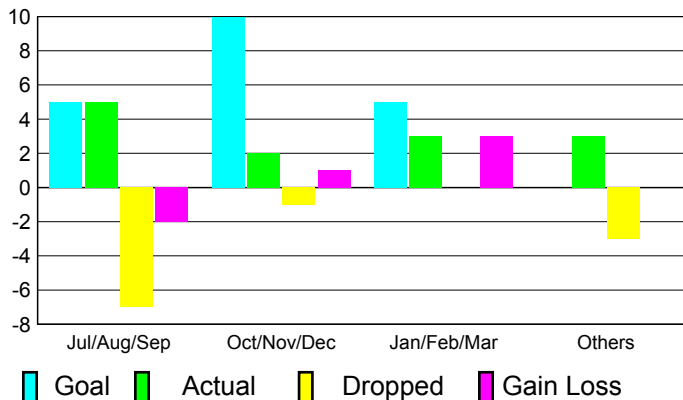
**Club Results**  
2010-2011

**Clubs**  
2009-2010

Month	New Club Goal	Actual New Clubs	Actual Dropped Clubs	Gain/Loss of Clubs	Gain/Loss of Clubs
Jul/Aug/Sep	5	5	-7	-2	6
Oct/Nov/Dec	10	2	-1	1	1
Jan/Feb/Mar	5	3	0	3	3
Apr/May/June	0	3	-3	0	1
<b>Totals</b>	<b>20</b>	<b>13</b>	<b>-11</b>	<b>2</b>	<b>11</b>

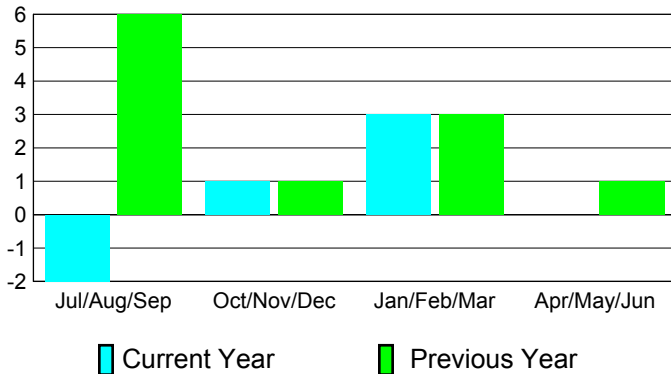
### Club Results 2010-2011

Goal, New, Dropped, Gain/Loss



### Comparison of Club Gain/Loss

Current Year Compared to the Previous Year



### YTD Status Quo Clubs 2010-2011

Status Quo Clubs Compared to Status Quo Members



## MEMBERSHIP

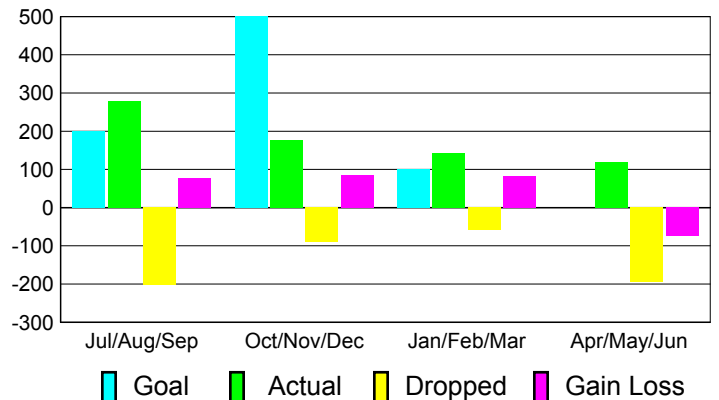
**Membership Results**  
2010-2011

**Membership**  
2009-2010

Month	Net Memb Goal	Actual New Memb	Actual Dropped Memb	Gain/Loss of Memb	Gain/Loss of Memb
Jul/Aug/Sep	200	279	-203	76	149
Oct/Nov/Dec	500	176	-90	86	74
Jan/Feb/Mar	100	142	-59	83	167
Apr/May/June	0	120	-194	-74	15
<b>Totals</b>	<b>800</b>	<b>717</b>	<b>-546</b>	<b>171</b>	<b>405</b>

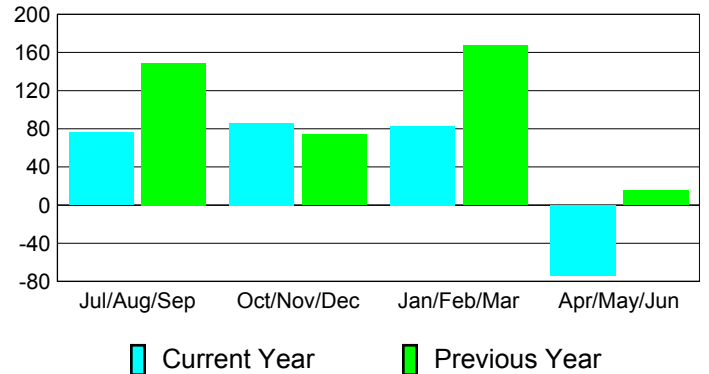
### Membership Results 2010-2011

Goal, New, Dropped, Gain/Loss

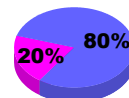


### Comparison of Membership Gain/Loss

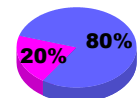
Current Year Compared to the Previous Year



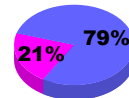
### Gender Comparison 2010-2011



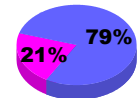
Jul/Aug/Sep



Oct/Nov/Dec



Jan/Feb/Mar



Apr/May/June

Male

Female



# 2010-2011 GMT Reports for District (or Undistricted) **District 324E1**

GMT: **M NAGARAJAN**

Location: **INDIA**

GMT CA: **6**

## CLUBS

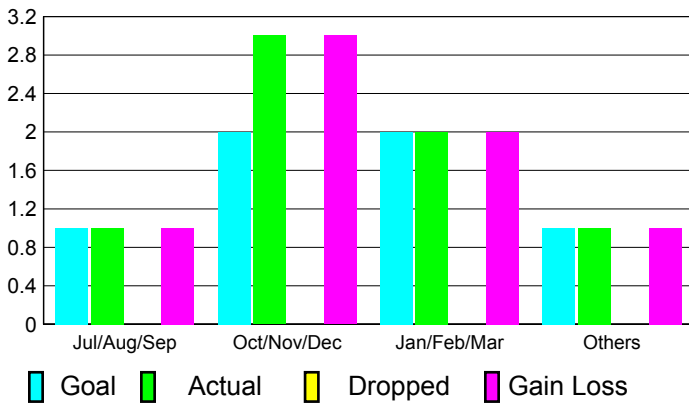
**Club Results  
2010-2011**

**Clubs  
2009-2010**

Month	New Club Goal	Actual New Clubs	Actual Dropped Clubs	Gain/Loss of Clubs	Gain/Loss of Clubs
Jul/Aug/Sep	1	1	0	1	5
Oct/Nov/Dec	2	3	0	3	0
Jan/Feb/Mar	2	2	0	2	2
Apr/May/June	1	1	0	1	2
<b>Totals</b>	<b>6</b>	<b>7</b>	<b>0</b>	<b>7</b>	<b>9</b>

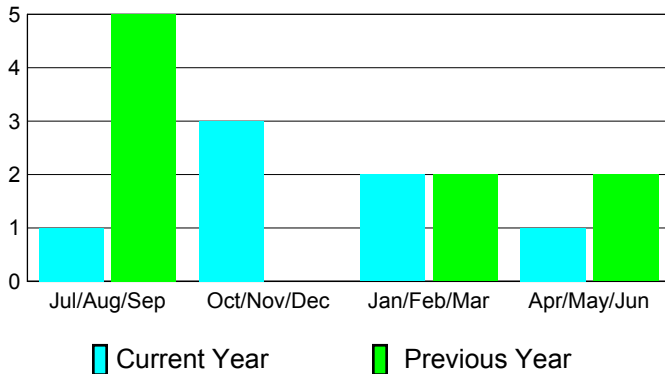
### Club Results 2010-2011

Goal, New, Dropped, Gain/Loss



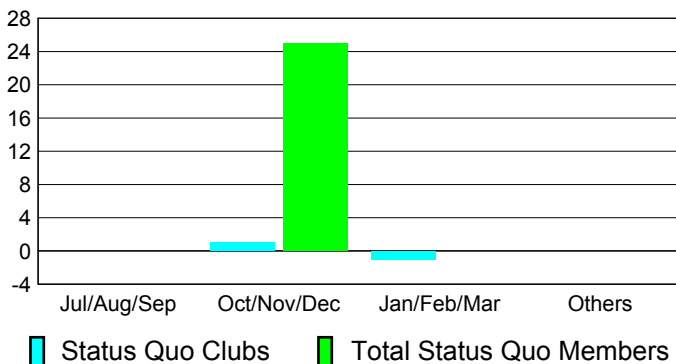
### Comparison of Club Gain/Loss

Current Year Compared to the Previous Year



### YTD Status Quo Clubs 2010-2011

Status Quo Clubs Compared to Status Quo Members



## MEMBERSHIP

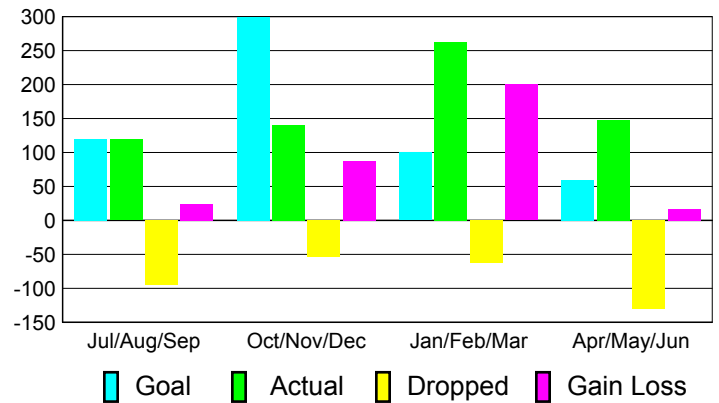
**Membership Results  
2010-2011**

**Membership  
2009-2010**

Month	Net Memb Goal	Actual New Memb	Actual Dropped Memb	Gain/Loss of Memb	Gain/Loss of Memb
Jul/Aug/Sep	120	119	-95	24	130
Oct/Nov/Dec	300	141	-54	87	-20
Jan/Feb/Mar	100	263	-63	200	73
Apr/May/June	60	148	-131	17	-11
<b>Totals</b>	<b>580</b>	<b>671</b>	<b>-343</b>	<b>328</b>	<b>172</b>

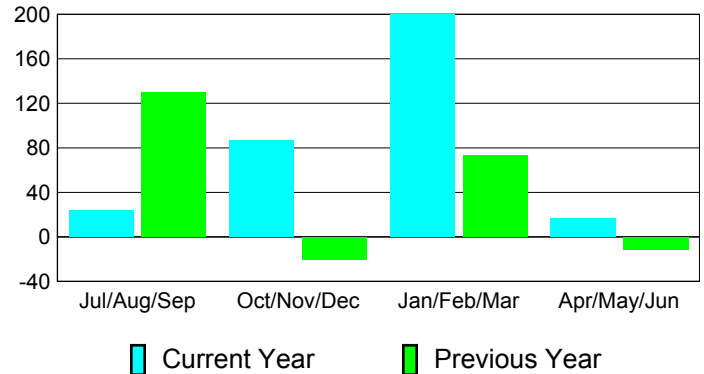
### Membership Results 2010-2011

Goal, New, Dropped, Gain/Loss

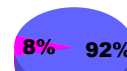


### Comparison of Membership Gain/Loss

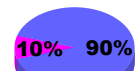
Current Year Compared to the Previous Year



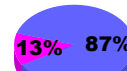
### Gender Comparison 2010-2011



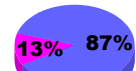
Jul/Aug/Sep



Oct/Nov/Dec



Jan/Feb/Mar



Apr/May/June

Male

Female



# 2010-2011 GMT Reports for District (or Undistricted) **District 324E2**

GMT: **M NAGARAJAN**

Location: **INDIA**

GMT CA: **6**

## CLUBS

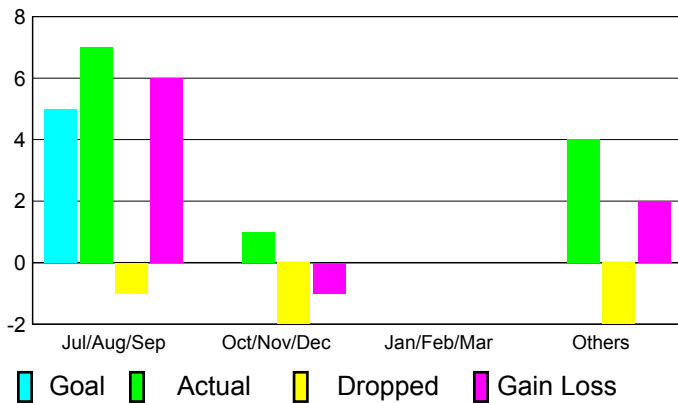
**Club Results**  
2010-2011

**Clubs**  
2009-2010

Month	New Club Goal	Actual New Clubs	Actual Dropped Clubs	Gain/Loss of Clubs	Gain/Loss of Clubs
Jul/Aug/Sep	5	7	-1	6	1
Oct/Nov/Dec	0	1	-2	-1	1
Jan/Feb/Mar	0	0	0	0	1
Apr/May/Jun	0	4	-2	2	7
<b>Totals</b>	<b>5</b>	<b>12</b>	<b>-5</b>	<b>7</b>	<b>10</b>

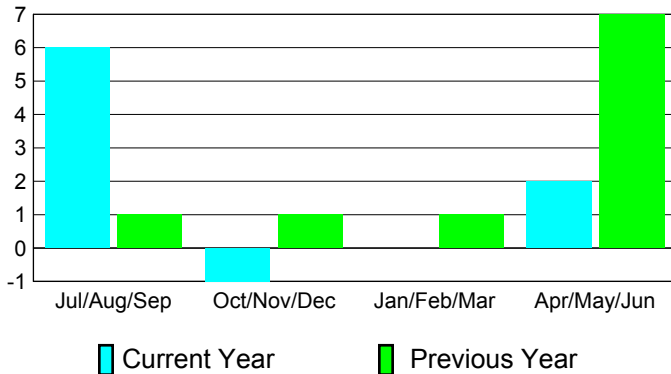
### Club Results 2010-2011

Goal, New, Dropped, Gain/Loss




### Comparison of Club Gain/Loss

Current Year Compared to the Previous Year



### YTD Status Quo Clubs 2010-2011

Status Quo Clubs Compared to Status Quo Members



## MEMBERSHIP

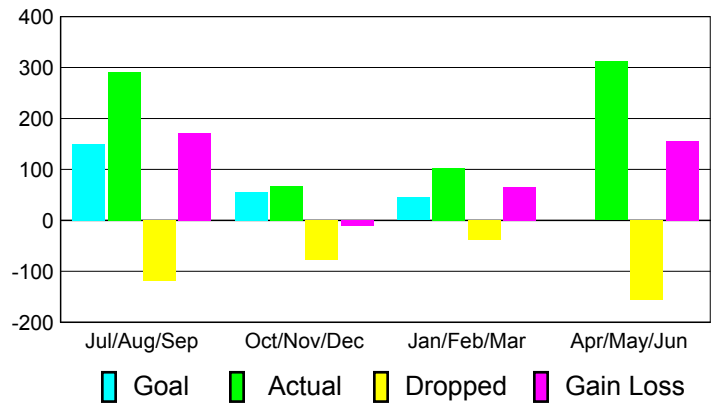
**Membership Results**  
2010-2011

**Membership**  
2009-2010

Month	Net Memb Goal	Actual New Memb	Actual Dropped Memb	Gain/Loss of Memb	Gain/Loss of Memb
Jul/Aug/Sep	150	291	-119	172	-16
Oct/Nov/Dec	55	67	-77	-10	80
Jan/Feb/Mar	45	103	-38	65	73
Apr/May/Jun	0	312	-157	155	294
<b>Totals</b>	<b>250</b>	<b>773</b>	<b>-391</b>	<b>382</b>	<b>431</b>

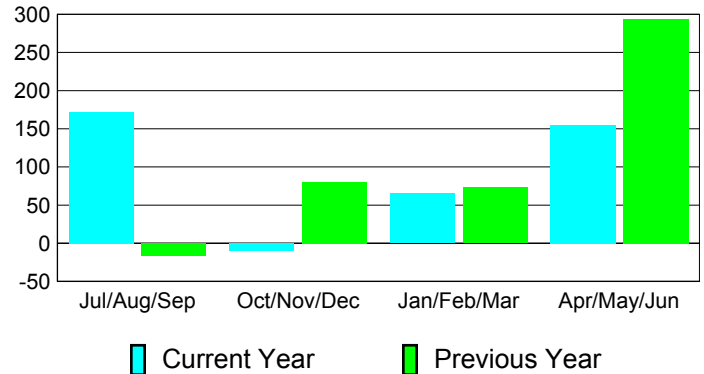
### Membership Results 2010-2011

Goal, New, Dropped, Gain/Loss

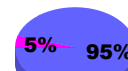


### Comparison of Membership Gain/Loss

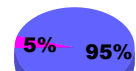
Current Year Compared to the Previous Year



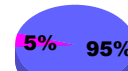
### Gender Comparison 2010-2011



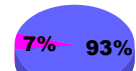
Jul/Aug/Sep



Oct/Nov/Dec



Jan/Feb/Mar



Apr/May/Jun

Male

Female



# 2010-2011 GMT Reports for District (or Undistricted) **District 324E3**

GMT: **M NAGARAJAN**

Location: **INDIA**

GMT CA: **6**

## CLUBS

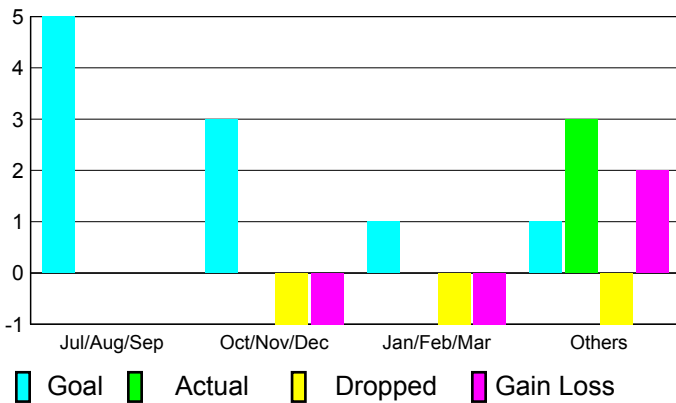
**Club Results  
2010-2011**

**Clubs  
2009-2010**

Month	New Club Goal	Actual New Clubs	Actual Dropped Clubs	Gain/Loss of Clubs	Gain/Loss of Clubs
Jul/Aug/Sep	5	0	0	0	0
Oct/Nov/Dec	3	0	-1	-1	1
Jan/Feb/Mar	1	0	-1	-1	1
Apr/May/June	1	3	-1	2	6
<b>Totals</b>	<b>10</b>	<b>3</b>	<b>-3</b>	<b>0</b>	<b>8</b>

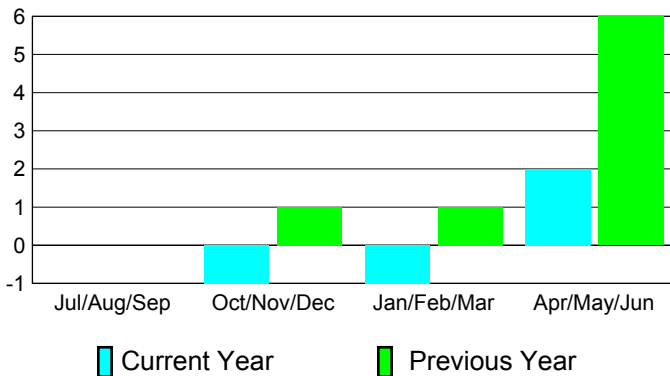
### Club Results 2010-2011

Goal, New, Dropped, Gain/Loss



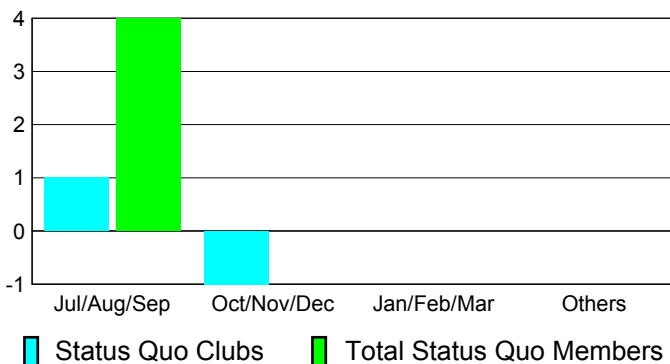
### Comparison of Club Gain/Loss

Current Year Compared to the Previous Year



### YTD Status Quo Clubs 2010-2011

Status Quo Clubs Compared to Status Quo Members



## MEMBERSHIP

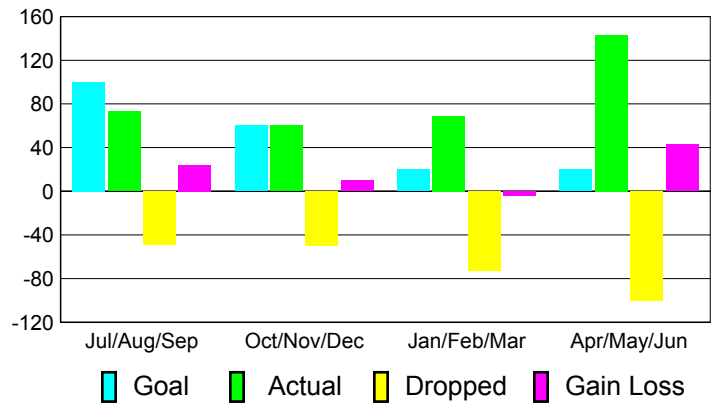
**Membership Results  
2010-2011**

**Membership  
2009-2010**

Month	Net Memb Goal	Actual New Memb	Actual Dropped Memb	Gain/Loss of Memb	Gain/Loss of Memb
Jul/Aug/Sep	100	73	-49	24	-63
Oct/Nov/Dec	60	60	-50	10	69
Jan/Feb/Mar	20	69	-73	-4	48
Apr/May/June	20	143	-100	43	108
<b>Totals</b>	<b>200</b>	<b>345</b>	<b>-272</b>	<b>73</b>	<b>162</b>

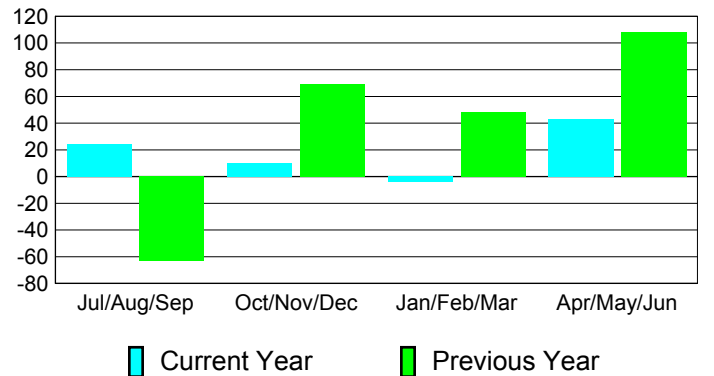
### Membership Results 2010-2011

Goal, New, Dropped, Gain/Loss

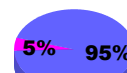


### Comparison of Membership Gain/Loss

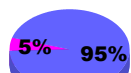
Current Year Compared to the Previous Year



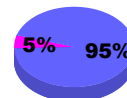
### Gender Comparison 2010-2011



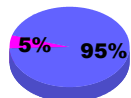
Jul/Aug/Sep



Oct/Nov/Dec



Jan/Feb/Mar



Apr/May/June

Male

Female



# 2010-2011 GMT Reports for District (or Undistricted) **District 324E4**

**GMT: M NAGARAJAN**

**Location: INDIA**

**GMT CA: 6**

## CLUBS

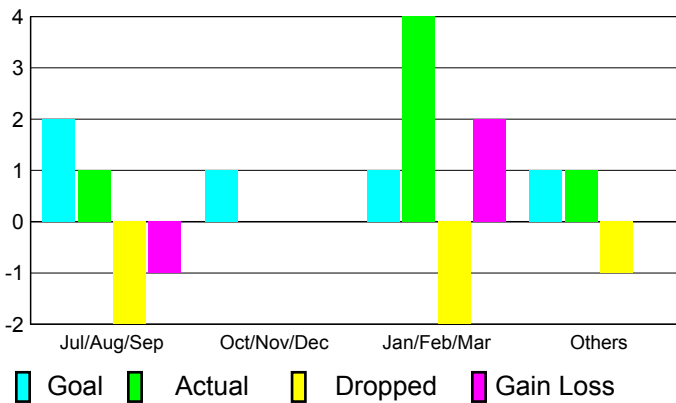
Club Results  
2010-2011

Clubs  
2009-2010

Month	New Club Goal	Actual New Clubs	Actual Dropped Clubs	Gain/Loss of Clubs	Gain/Loss of Clubs
Jul/Aug/Sep	2	1	-2	-1	2
Oct/Nov/Dec	1	0	0	0	1
Jan/Feb/Mar	1	4	-2	2	3
Apr/May/June	1	1	-1	0	3
<b>Totals</b>	<b>5</b>	<b>6</b>	<b>-5</b>	<b>1</b>	<b>9</b>

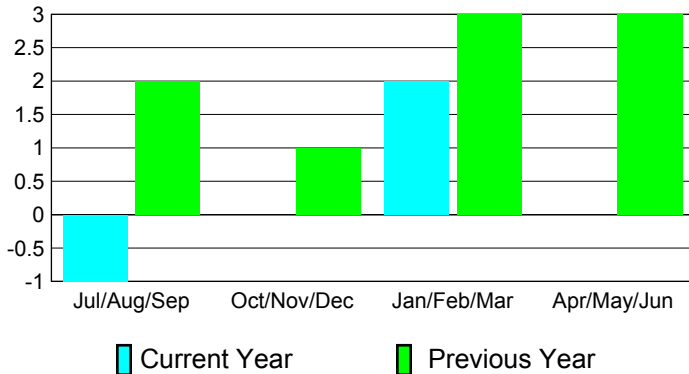
### Club Results 2010-2011

Goal, New, Dropped, Gain/Loss



### Comparison of Club Gain/Loss

Current Year Compared to the Previous Year



### YTD Status Quo Clubs 2010-2011

Status Quo Clubs Compared to Status Quo Members



## MEMBERSHIP

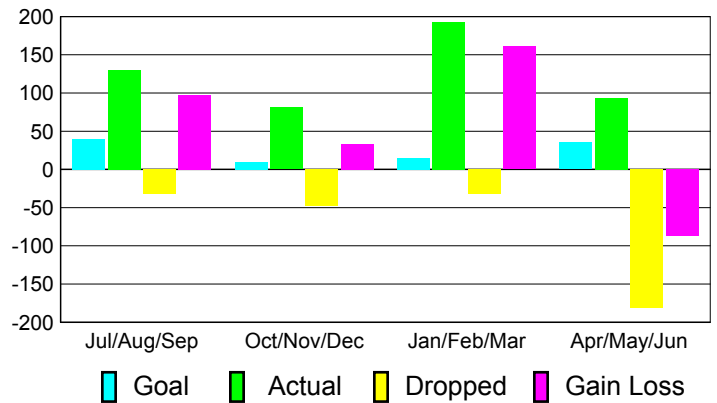
Membership Results  
2010-2011

Membership  
2009-2010

Month	Net Memb Goal	Actual New Memb	Actual Dropped Memb	Gain/Loss of Memb	Gain/Loss of Memb
Jul/Aug/Sep	40	130	-32	98	77
Oct/Nov/Dec	10	81	-48	33	56
Jan/Feb/Mar	15	193	-32	161	125
Apr/May/June	35	94	-181	-87	12
<b>Totals</b>	<b>100</b>	<b>498</b>	<b>-293</b>	<b>205</b>	<b>270</b>

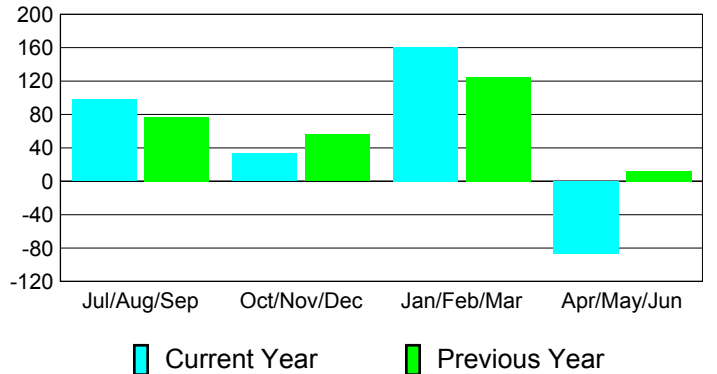
### Membership Results 2010-2011

Goal, New, Dropped, Gain/Loss

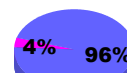


### Comparison of Membership Gain/Loss

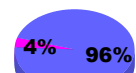
Current Year Compared to the Previous Year



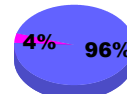
### Gender Comparison 2010-2011



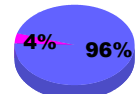
Jul/Aug/Sep



Oct/Nov/Dec



Jan/Feb/Mar



Apr/May/June

Male

Female



# 2010-2011 GMT Reports for District (or Undistricted) **District 324E5**

GMT: **M NAGARAJAN**

Location: **INDIA**

GMT CA: **6**

## CLUBS

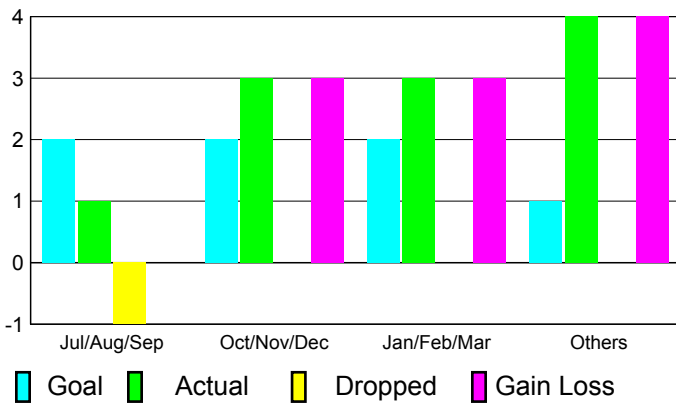
**Club Results**  
2010-2011

**Clubs**  
2009-2010

Month	New Club Goal	Actual New Clubs	Actual Dropped Clubs	Gain/Loss of Clubs	Gain/Loss of Clubs
Jul/Aug/Sep	2	1	-1	0	0
Oct/Nov/Dec	2	3	0	3	0
Jan/Feb/Mar	2	3	0	3	0
Apr/May/June	1	4	0	4	3
<b>Totals</b>	<b>7</b>	<b>11</b>	<b>-1</b>	<b>10</b>	<b>3</b>

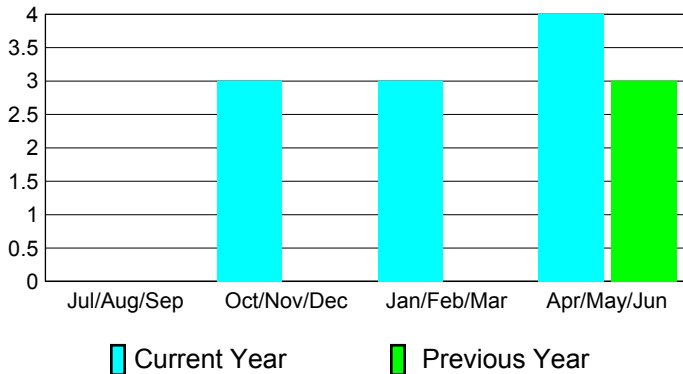
### Club Results 2010-2011

Goal, New, Dropped, Gain/Loss



### Comparison of Club Gain/Loss

Current Year Compared to the Previous Year



### YTD Status Quo Clubs 2010-2011

Status Quo Clubs Compared to Status Quo Members



## MEMBERSHIP

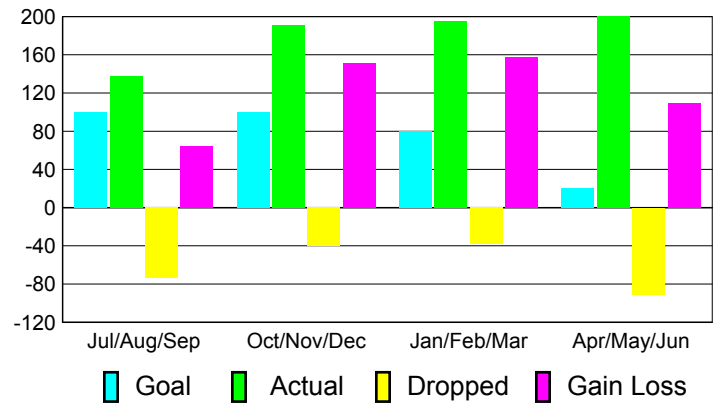
**Membership Results**  
2010-2011

**Membership**  
2009-2010

Month	Net Memb Goal	Actual New Memb	Actual Dropped Memb	Gain/Loss of Memb	Gain/Loss of Memb
Jul/Aug/Sep	100	138	-74	64	40
Oct/Nov/Dec	100	191	-40	151	28
Jan/Feb/Mar	80	195	-38	157	8
Apr/May/June	20	200	-91	109	67
<b>Totals</b>	<b>300</b>	<b>724</b>	<b>-243</b>	<b>481</b>	<b>143</b>

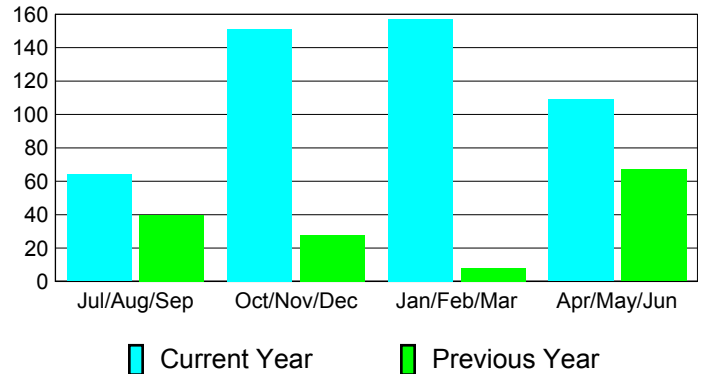
### Membership Results 2010-2011

Goal, New, Dropped, Gain/Loss

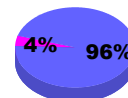


### Comparison of Membership Gain/Loss

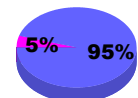
Current Year Compared to the Previous Year



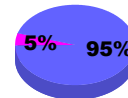
### Gender Comparison 2010-2011



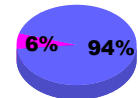
Jul/Aug/Sep



Oct/Nov/Dec



Jan/Feb/Mar



Apr/May/June

Male

Female